

































MONTHLY BULLETIN


















JUNI 2023

Kalender Ekonomi Indonesia

Monday June 05 2023			Actual	Previous	Consensus	Forecast		
07:30 AM	 ID	S&P Global Manufacturing PMI <small>MAY</small>	50.3	52.7		52.3		
11:00 AM	 ID	Inflation Rate YoY <small>MAY</small>	4%	4.33%	4.22%	4.2%		
11:00 AM	 ID	Inflation Rate MoM <small>MAY</small>	0.09%	0.33%	0.3%	0.2%		
11:00 AM	 ID	Core Inflation Rate YoY <small>MAY</small>	2.66%	2.83%	2.8%	2.7%		
12:00 PM	 ID	Tourist Arrivals YoY <small>APR</small>	276.31%	470.37%		390.0%		
Friday June 09 2023			Actual	Previous	Consensus	Forecast		
10:00 AM	 ID	Foreign Exchange Reserves <small>MAY</small>	\$139.3B	\$144.2B		\$144.0B		
Monday June 12 2023			Actual	Previous	Consensus	Forecast		
10:00 AM	 ID	Consumer Confidence <small>MAY</small>	128.3	126.1		128		
Tuesday June 13 2023			Actual	Previous	Consensus	Forecast		
10:00 AM	 ID	Retail Sales YoY <small>APR</small>	1.5%	4.9%		5.0%		
Thursday June 15 2023			Actual	Previous	Consensus	Forecast		
11:00 AM	 ID	Balance of Trade <small>MAY</small>	\$0.44B	\$3.94B	\$3.02B	\$3.2B		
11:00 AM	 ID	Exports YoY <small>MAY</small>	0.96%	-29.4%	-8.7%			
11:00 AM	 ID	Imports YoY <small>MAY</small>	14.35%	-22.32%	-11%			
01:00 PM	 ID	Car Sales YoY <small>MAY</small>	65.2%	-28.8%				

Kalender Ekonomi Indonesia

Monday June 19 2023			Actual	Previous	Consensus	Forecast	
01:10 PM	 ID	Motorbike Sales YoY MAY	113.4%	-19.4%			
Thursday June 22 2023			Actual	Previous	Consensus	Forecast	
02:20 PM	 ID	Deposit Facility Rate JUN	5%	5%	5%	5%	 
02:20 PM	 ID	Lending Facility Rate JUN	6.5%	6.5%	6.5%	6.5%	 
02:20 PM	 ID	Loan Growth YoY MAY	9.39%	8.08%			 
02:30 PM	 ID	Interest Rate Decision	5.75%	5.75%	5.75%	5.75%	 
Monday June 26 2023			Actual	Previous	Consensus	Forecast	
10:30 AM	 ID	M2 Money Supply YoY MAY	6.1%	5.6% 			

Kinerja Indeks Global

No	Negara	YTD	1M	3M	6M	1Y
Global Market						
1	Dow Jones (US)	3.83%	4.53%	3.39%	3.79%	11.77%
2	S&P 500 (US)	16.37%	6.46%	8.30%	15.92%	17.57%
3	Nasdaq (US)	32.74%	6.59%	12.81%	31.74%	25.02%
4	London (UK)	-0.30%	1.15%	-1.30%	1.08%	5.06%
5	DAX (GR)	14.77%	3.09%	3.33%	15.98%	26.32%
6	CAC (FP)	12.21%	4.24%	1.07%	14.32%	24.94%
Asia Market						
1	Nikkei (JP)	29.06%	7.45%	18.36%	27.19%	25.75%
2	Hang Seng (HK)	-6.10%	3.74%	-7.27%	-4.37%	-13.47%
3	Sanghai (CN)	2.74%	-0.06%	-2.14%	3.66%	-5.77%
4	Shenzhen (CN)	2.24%	2.30%	-3.53%	3.75%	-7.87%
ASEAN Market						
1	Singapore (SG)	-1.23%	1.52%	-1.60%	-1.39%	3.35%
2	Malaysia (MK)	-6.61%	-0.75%	-3.19%	-7.92%	-4.67%
3	Thailand (TH)	-11.02%	-2.15%	-6.77%	-10.07%	-4.34%
4	Vietnam (VN)	7.58%	4.47%	5.55%	11.52%	-6.18%
5	Philippines (PH)	0.30%	2.17%	-2.08%	4.11%	-11.08%
Indonesia Market						
1	JCI / IHSB (ID)	-2.76%	0.43%	-2.10%	-2.75%	-3.61%
2	JII / ISSI (ID)	-8.44%	1.97%	-5.76%	-8.67%	-0.77%
3	IDX30 (ID)	0.85%	-0.73%	0.55%	0.61%	-7.18%
4	LQ45 (ID)	1.14%	-0.42%	0.86%	0.93%	-4.66%

Sumber: Investing.com, Divisi Riset Erdikha

Pergerakan IHSG

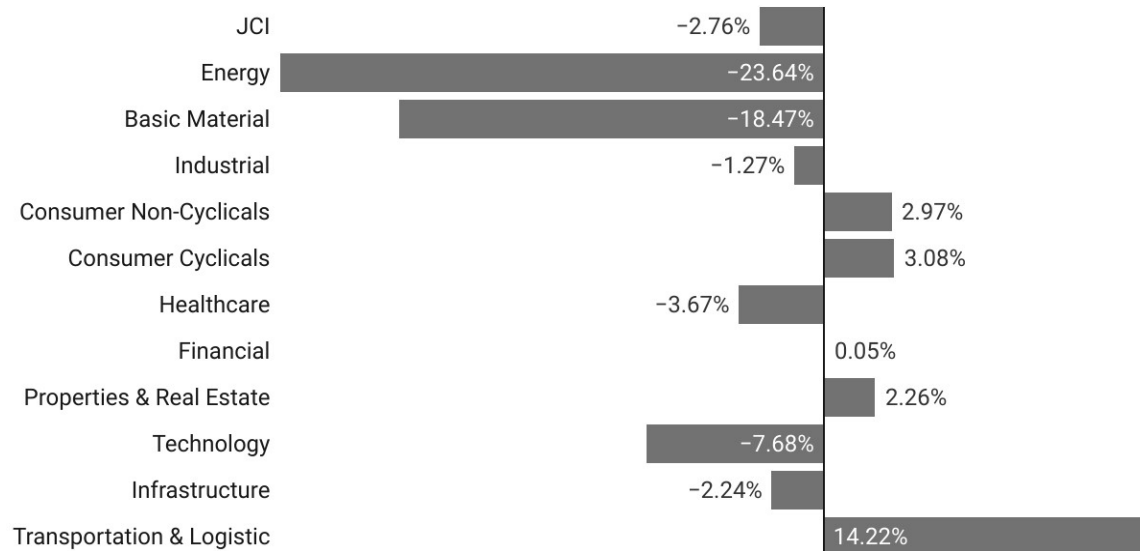
Published on TradingView.com, Jun 29, 2023 10:08 UTC

IDX Composite Index, 30, IDX O6661.8790 H6661.8790 L6661.8790 C6661.8790 -9.0600 (-0.14%)



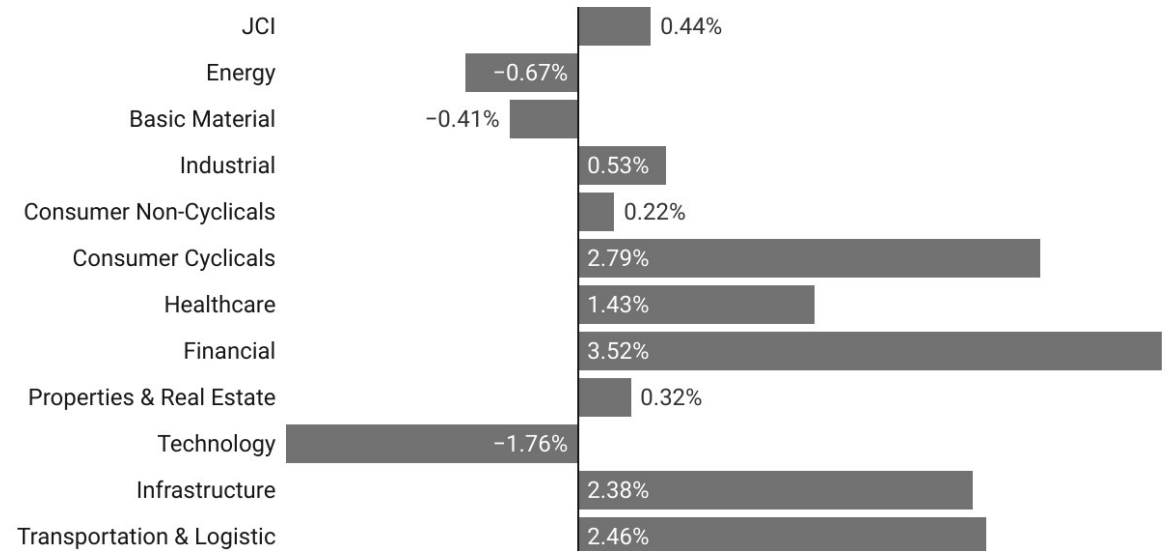
Kinerja Indeks Sektoral

Year to Date Juni 2023



Created with Datawrapper

Month to Date Juni 2023



Created with Datawrapper

Pergerakan Harga Komoditas



Sumber: Trading Economic, Divisi Riset Erdikha

Transaksi

Instrumen	Volume	Nilai (Rp)	Freq. (x)
Stock	311,679,708,338	163,715,569,616,830	20,677,643
Rights	-	-	-
Warrants	22,524,863,625	204,261,295,729	484,762
Structured Warrants	678,218,500	58,194,183,900	18,598
ETF's	10,708,100	9,899,650,200	2,008
REITs	541,400	40,688,500	313
DINFRA	-	-	-
Futures (Contracts)	-	-	-
Options (Contracts)	-	-	-
Total	334,894,039,963.00	163,987,965,435,159.00	21,183,324.00

Transaksi Asing	Volume	Nilai (Rp)	Freq. (x)
Buy	71,606,674,623	61,354,683,192,506	2,437,368
Sell	75,608,081,378	65,731,727,896,514	3,280,737
Net	147,214,756,001	127,086,411,089,020	

*Data transaksi di atas merupakan hasil akumulasi dari tanggal 5-23 Juni 2023

Pencatatan Saham

Tanggal IPO	Kode Saham	Nama Perusahaan	Sektor	Sub Sektor	Harga IPO	Harga Penutupan	Perubahan
12-Jun-23	MAXI	Maxindo Karya Anugerah Tbk	Consumer Non-Cyclicals	Food & Beverage	100	85	-15.00%
12-Jun-23	KLAS	PT Pelayaran Kurnia Lautan Semesta Tbk	Transportation & Logistic	Logistics & Deliveries	146	197	34.93%
19-Jun-23	VKTR	VKTR Teknologi Mobilitas Tbk	Consumer Cyclicals	Automobiles & Components	100	111	11.00%
22-Jun-23	RELF	Graha Mitra Asia Tbk	Properties & Real Estate	Properties & Real Estate	90	99	10.00%

DISCLAIMER

Investasi maupun perdagangan (trading) Efek berpotensi memberikan keuntungan, sekaligus mengandung risiko. Setiap keputusan investasi dan trading merupakan tanggung jawab masing-masing individu yang membuat keputusan tersebut. Harap berinvestasi sesuai profil risiko pribadi.

www.erdikha.com

Telp: +62 21 3983 6420 | Fax: +62 21 3983 6422 |

Email: admin.aonline@erdikha.com | Instagram: [@erdikhaelitsekuritas](https://www.instagram.com/erdikhaelitsekuritas)

PT Erdikha Elit Sekuritas terdaftar dan diawasi oleh Otoritas Jasa Keuangan