

IHSG	7,310
Change (%)	-0.75%
Net Foreign	-870.25 B
Support	7280
Resistance	7350

Sectoral	Last
IDXBASIC.JK	1,289
IDXCYCLIC.JK	827
IDXENERGY.JK	2,138
IDXFINANCE.JK	1,533
IDXHEALTH.JK	1,354
IDXNONCYC.JK	719
IDXINDUST.JK	1,102
IDXINFRA.JK	1,567
IDXPROPERT.JK	670
IDXTECHNO.JK	3,550
IDXTRANS.JK	1,513

Commodities	Last	Change %
Crude Oil May 24	81.8	0.49%
Brent Crude Oil	86.4	0.30%
Gold Jun 24	2209.6	-0.14%
Copper May 24	4.0	0.06%

Indeks	Close	Change %
Dow Jones Industrial Average	39,760	1.22%
S&P 500	5,248	0.86%
NASDAQ Composite	16,400	0.51%
FTSE 100	7,932	0.01%
DAX PERFORMANCE-INDEX	18,477	0.50%
SSE Composite Index	2,993	-1.26%
HANG SENG INDEX	16,393	-1.36%
Nikkei 225	40,407	-0.87%

Indikator	Tingkat
GDP Growth Rate	0.45 percent
GDP Annual Growth Rate	5.04 percent
Unemployment Rate	5.32 percent
Inflation Rate	2.75 percent
Inflation Rate MoM	0.37 percent
Interest Rate	6 percent
Balance of Trade	867 USD Million
Current Account	-1290 USD Million
Current Account to GDP	1 percent of GDP
Government Debt to GDP	39.9 percent of GDP
Government Budget	-1.65 percent of GDP
Business Confidence	13.17 points
Manufacturing PMI	52.7 points



Source: Trading View, Divisi Research Erdikha

NEWS HIGHLIGHT

- Incar Rp759 Miliar, Bukalapak (BUKA) Geber MESOP 4,01 Miliar Lembar
- Merosot 53 Persen, Laba Sampoerna Agro (SGRO) 2023 Sisa Rp483 Miliar
- Naik 190 Persen, Emiten Menantu Mega (RAJA) 2023 Raup Laba USD25 Juta
- Drop 135 Persen, Laba Merdeka Gold (MDKA) 2023 Sisa USD20,65 Juta
- BISI Catat Penjualan Turun Jadi Rp2,2 T di 2023

NEWS MARKET

_ *Market Insight on March 28, 2024*_

SENTIMEN GLOBAL

- Pasar saham global bergerak variatif pada perdagangan sebelumnya. Indeks S&P 500, Eurostoxx, dan Shanghai komposit masing-masing bergerak sebesar +0.86%, +0.37%, dan -1.26%.
- obligasi AS tenor acuan 10 tahun ditutup turun dari 4.24% ke 4.21%. Pergerakan pasar dipengaruhi oleh investor yang menunggu risalah pejabat the fed, serta laporan inflasi PCE AS untuk menilai tentang waktu penurunan suku bunga

SENTIMEN DOMESTIK

- Faktor global juga mempengaruhi pergerakan pasar di level domestik. Rupiah ditutup melemah 0.31% ke level 15,884.
- Imbal hasil obligasi negara tenor acuan 10 tahun naik dari 6.71% ke 6.73% dan IHSG melemah -0.75%. Pergerakan pasar dipengaruhi oleh Gugatan pilpres kepada MK dan sistem lelang berkala penuh yang baru diimplementasikan oleh Bursa Efek Indonesia.

SENTIMEN MAKRO

- APBN Kemenkeu mencatatkan anggaran pendapatan dan belanja negara (APBN) surplus sebesar Rp22,8 triliun atau 0,10% terhadap pendapatan domestik bruto (PDB) pada pertengahan Maret 2024.
- PNBPN Kementerian Keuangan mencatat realisasi penerimaan negara bukan pajak (PNBP) mencapai Rp93,5 triliun per 15 Maret 2024. Realisasi tersebut mencapai 19% dari target yang ditetapkan dalam APBN tahun ini. Jika dibandingkan dengan periode yang sama pada tahun lalu, realisasi PNBPN hingga 15 Maret 2024 tersebut mengalami kontraksi sebesar 12,3%.

KOMODITAS

- MINYAK MENTAH, Harga minyak kembali mengalami penurunan karena tertekan penguatan dolar Amerika Serikat (AS). Ditambah lagi, data stok minyak mentah dan bensin AS yang melonjak.
- EMAS, Harga emas naik, karena para investor menantikan data inflasi AS, yang dapat memberikan petunjuk lebih lanjut mengenai arah kebijakan Federal Reserve.
- CPO, Harga kontrak Crude Palm Oil (CPO) kembali mengalami penurunan seiring dengan pelemahan harga minyak kedelai.

Source: Investing, Tradingeconomics, KataData, Bisniscom

Stock Recommendation						
Stock	Last Price	Recommendation	TP 1	TP 2	Stop Loss	Commentary
BRIS	2,720	Trading Buy	2,770	2,850	2,630	Ascending Triangle, entry level: 2640-2720
JSMR	5,675	Trading Buy	5,775	5,950	5,500	Bullish Continuation, entry level: 5525-5675
RAJA	1,385	Trading Buy	1,410	1,450	1,340	Huge Volume Accumulation, entry level: 1350-1385
ADRO	2,720	Trading Buy	2,770	2,850	2,630	Consolidation, entry level: 2640-2720
MEDC	1,450	Hold	1,475	1,520	1,405	Consolidation

LQ45 PRICE PERFORMANCE



Thursday, March 28, 2024

CODE	PRICE	Daily (%)	PER		52 WEEK PRICE PERFORMANCE	YTD (%)		PRICE	%	52W Low	CURRENT POSITION	52W High	%
BRIS	2,720	1.49%	22			56.32%		2,720	88%	1,450	▼	2,960	-8%
BBTN	1,595	-0.31%	6			27.60%		1,595	35%	1,180	▼	1,610	-1%
ESSA	670	3.88%	21			26.42%		670	40%	480	▼	990	-32%
ACES	910	-1.62%	20			26.39%		910	111%	432	▼	950	-4%
MEDC	1,450	1.40%	6			25.54%		1,450	73%	840	▼	1,705	-15%
PTBA	2,950	0.34%	6			20.90%		2,950	28%	2,300	▼	4,200	-30%
PGAS	1,355	1.12%	7			19.91%		1,355	28%	1,060	▼	1,535	-12%
SIDO	625	1.63%	20			19.05%		625	31%	478	▼	875	-29%
BMRI	7,175	0.00%	12			18.60%		7,175	45%	4,950	▼	7,500	-4%
INKP	9,775	0.77%	6			17.42%		9,775	42%	6,900	▼	11,850	-18%
AKRA	1,700	-1.45%	12			15.25%		1,700	35%	1,255	▼	1,825	-7%
ADRO	2,720	-0.73%	3			14.29%		2,720	35%	2,010	▼	3,160	-14%
EXCL	2,280	-4.60%	23			14.00%		2,280	35%	1,695	▼	2,640	-14%
ITMG	28,425	2.34%	4			10.82%		28,425	28%	22,125	▼	41,500	-32%
BBNI	5,925	-0.42%	11			10.23%		5,925	37%	4,313	▼	6,250	-5%
BBRI	6,250	-0.79%	16			9.17%		6,250	33%	4,710	▼	6,450	-3%
UNTR	24,600	1.23%	4			8.73%		24,600	18%	20,925	▼	31,700	-22%
BBCA	10,075	0.25%	26			7.18%		10,075	17%	8,600	▼	10,400	-3%
ICBP	11,000	1.38%	18			4.02%		11,000	12%	9,825	▼	11,925	-8%
HRUM	1,380	3.37%	7			3.37%		1,380	28%	1,075	▼	1,945	-29%
CPIN	5,175	-0.96%	37			2.99%		5,175	20%	4,330	▼	5,800	-11%
PGEO	1,185	-0.42%	19			1.28%		1,185	99%	595	▼	1,680	-29%
MAPI	1,800	-1.37%	14			0.56%		1,800	38%	1,305	▼	2,070	-13%
AMRT	2,900	0.00%	35			-1.02%		2,900	16%	2,490	▼	3,030	-4%
GGRM	20,025	0.13%	7			-1.48%		20,025	3%	19,500	▼	30,050	-33%
INDF	6,325	-0.78%	7			-1.94%		6,325	2%	6,175	▼	7,550	-16%
PTMP	195	6.56%	74			-3.47%		195	187%	68	▼	338	-42%
ANTM	1,635	-1.80%	10			-4.11%		1,635	16%	1,405	▼	2,160	-24%
INCO	4,070	0.25%	9			-5.57%		4,070	13%	3,610	▼	7,100	-43%
ARTO	2,730	-2.50%	1,476			-5.86%		2,730	78%	1,530	▼	3,860	-29%
ASII	5,275	-0.47%	6			-6.64%		5,275	8%	4,900	▼	7,000	-25%
INTP	8,750	0.57%	15			-6.91%		8,750	3%	8,500	▼	11,500	-24%
SMGR	5,925	1.28%	18			-7.42%		5,925	5%	5,625	▼	7,250	-18%
KLBF	1,460	-2.99%	23			-9.32%		1,460	4%	1,405	▼	2,220	-34%
SRTG	1,450	-0.68%	#N/A			-11.59%		1,450	3%	1,405	▼	2,090	-31%
TLKM	3,490	-3.59%	14			-11.65%		3,490	3%	3,390	▼	4,500	-22%
MBMA	490	2.08%	1,551			-12.50%		490	3%	478	▼	955	-49%
MTEL	615	0.82%	25			-12.77%		615	2%	600	▼	770	-20%
TOWR	855	-1.72%	13			-13.64%		855	4%	820	▼	1,130	-24%
MDKA	2,270	-0.87%	#N/A			-15.93%		2,270	10%	2,060	▼	4,320	-47%
UNVR	2,730	-1.44%	22			-22.66%		2,730	6%	2,570	▼	4,630	-41%
GOTO	66	-5.71%	#N/A			-23.26%		66	22%	54	▼	147	-55%
EMTK	432	-1.82%	#N/A			-26.78%		432	4%	414	▼	855	-49%
BUKA	155	4.73%	#N/A			-28.24%		155	14%	136	▼	268	-42%
BRPT	945	-3.08%	206			-28.95%		945	33%	710	▼	1,950	-52%

Sumber: Research Team Erdikha Elit Sekuritas

KETERANGAN

PER : PER saat ini dibawah 10 kali

YTD (%) : Kinerja harga saat ini dibandingkan dengan harga saham awal tahun 45 saham yang memiliki likuiditas tinggi dan kapitalisasi pasar

52W Low : **Harga terendah** selama 52 Minggu terakhir

52W High : **Harga tertinggi** selama 52 Minggu terakhir

LQ45 adalah Indeks yang mengukur kinerja harga dari besar serta didukung oleh fundamental perusahaan yang baik.

MSCI PRICE PERFORMANCE



Thursday, March 28, 2024

CODE	PRICE	Daily (%)	PER		52 WEEK PRICE PERFORMANCE	YTD (%)		PRICE	%	52W Low	CURRENT POSITION	52W High	%
1 AMMN	8,600	-0.86%	119	AMMN		31.30%	AMMN	8,600	406%	1,700		9,000	-4%
2 BMRI	7,175	0.00%	12	BMRI		18.60%	BMRI	7,175	45%	4,950		7,500	-4%
3 INKP	9,775	0.77%	6	INKP		17.42%	INKP	9,775	42%	6,900		11,850	-18%
4 ADRO	2,720	-0.73%	3	ADRO		14.29%	ADRO	2,720	35%	2,010		3,160	-14%
5 BBNI	5,925	-0.42%	11	BBNI		10.23%	BBNI	5,925	37%	4,313		6,250	-5%
6 BBRI	6,250	-0.79%	16	BBRI		9.17%	BBRI	6,250	33%	4,710		6,450	-3%
7 UNTR	24,600	1.23%	4	UNTR		8.73%	UNTR	24,600	18%	20,925		31,700	-22%
8 BBKA	10,075	0.25%	26	BBKA		7.18%	BBKA	10,075	17%	8,600		10,400	-3%
9 ICBP	11,000	1.38%	18	ICBP		4.02%	ICBP	11,000	12%	9,825		11,925	-8%
10 CPIN	5,175	-0.96%	37	CPIN		2.99%	CPIN	5,175	20%	4,330		5,800	-11%
11 AMRT	2,900	0.00%	35	AMRT		-1.02%	AMRT	2,900	16%	2,490		3,030	-4%
12 INDF	6,325	-0.78%	7	INDF		-1.94%	INDF	6,325	2%	6,175		7,550	-16%
13 ANTM	1,635	-1.80%	10	ANTM		-4.11%	ANTM	1,635	16%	1,405		2,160	-24%
14 ASII	5,275	-0.47%	6	ASII		-6.64%	ASII	5,275	8%	4,900		7,000	-25%
15 SMGR	5,925	1.28%	18	SMGR		-7.42%	SMGR	5,925	5%	5,625		7,250	-18%
16 KLBF	1,460	-2.99%	23	KLBF		-9.32%	KLBF	1,460	4%	1,405		2,220	-34%
17 TLKM	3,490	-3.59%	14	TLKM		-11.65%	TLKM	3,490	3%	3,390		4,500	-22%
18 TOWR	855	-1.72%	13	TOWR		-13.64%	TOWR	855	4%	820		1,130	-24%
19 MDKA	2,270	-0.87%	#N/A	MDKA		-15.93%	MDKA	2,270	10%	2,060		4,320	-47%
20 UNVR	2,730	-1.44%	22	UNVR		-22.66%	UNVR	2,730	6%	2,570		4,630	-41%
21 GOTO	66	-5.71%	#N/A	GOTO		-23.26%	GOTO	66	22%	54		147	-55%
22 BRPT	945	-3.08%	206	BRPT		-28.95%	BRPT	945	33%	710		1,950	-52%

Sector Weights for Monday, March 18, 2024

Sector Name	Weight%
Financials	62.21
Communication Services	10
Consumer Staples	7.73
Materials	7.52
Industrials	4.89
Energy	3.47
Consumer Discretionary	2.79
Health Care	1.41

Industry Group Weights for Monday, March 18, 2024

Industry Group Name	Weight%
Banks	62.21
Telecommunication Services	10
Materials	7.52
Capital Goods	4.89
Food Beverage & Tobacco	4.28
Energy	3.47
Consumer Discretionary Distribution & Retail	2.79
Consumer Staples Distribution & Retail	2.51
Pharmaceuticals, Biotechnology & Life Sciences	1.41
Household & Personal Products	0.94

MSCI FEBRUARY 2024 QUARTERLY INDEX REVIEW

Announcement date : February 12, 2024, All changes will be made as of the close of February 29, 2024, Effective date March 01, 2024

INDONESIA

- MSCI Global Standard Indexes List

Additions : -

Deletions : -

- MSCI Small Cap Indexes List

Additions : BUMI, MIDI

Deletions : CUAN

NEXT

May 2024 Index Review

o Announcement date: May 14, 2024

o Effective date: Jun 03, 2024

Sumber: Research Team Erdikha Elit Sekuritas

KETERANGAN

- PER** : PER saat ini dibawah 10 kali
- YTD (%)** : Kinerja harga saat ini dibandingkan dengan harga saham awal tahun
- 52W Low** : **Harga terendah** selama 52 Minggu terakhir
- 52W High** : **Harga tertinggi** selama 52 Minggu terakhir

IDX80 PERFORMANCE












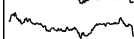
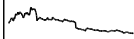






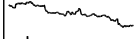









Thursday, March 28, 2024

260

CODE	PRICE	Daily (%)	PER	52 WEEK PRICE PERFORMANCE	YTD (%)	PRICE	%	52W Low	CURRENT POSITION	52W High	%
TRON	#N/A	#N/A	#N/A	#N/A	#N/A	TRON	#N/A	#N/A	#N/A	#N/A	#N/A
BRIS	2,720	1.49%	22		56.32%	BRIS	2,720	88%	1,450	2,960	-8%
SMIL	156	2.63%	16		28.93%	SMIL	156	61%	97	230	-32%
BBTN	1,595	-0.31%	6		27.60%	BBTN	1,595	35%	1,180	1,610	-1%
ESSA	670	3.88%	21		26.42%	ESSA	670	40%	480	990	-32%
ACES	910	-1.62%	20		26.39%	ACES	910	111%	432	950	-4%
MAPA	1,030	-0.96%	21		25.61%	MAPA	1,030	131%	446	1,170	-12%
MEDC	1,450	1.40%	6		25.54%	MEDC	1,450	73%	840	1,705	-15%
TINS	805	-0.62%	#N/A		24.81%	TINS	805	55%	520	1,060	-24%
PTBA	2,950	0.34%	6		20.90%	PTBA	2,950	28%	2,300	4,200	-30%
ISAT	11,250	-3.85%	20		20.00%	ISAT	11,250	74%	6,475	12,250	-8%
PGAS	1,355	1.12%	7		19.91%	PGAS	1,355	28%	1,060	1,535	-12%
GJTL	1,240	-1.59%	6		19.81%	GJTL	1,240	114%	580	1,415	-12%
SIDO	625	1.63%	20		19.05%	SIDO	625	31%	478	875	-29%
BMRI	7,175	0.00%	12		18.60%	BMRI	7,175	45%	4,950	7,500	-4%
INKP	9,775	0.77%	6		17.42%	INKP	9,775	42%	6,900	11,850	-18%
PTPP	500	-0.99%	6		16.82%	PTPP	500	27%	394	835	-40%
JSMR	5,675	5.09%	6		16.53%	JSMR	5,675	80%	3,150	5,700	0%
AKRA	1,700	-1.45%	12		15.25%	AKRA	1,700	35%	1,255	1,825	-7%
ADRO	2,720	-0.73%	3		14.29%	ADRO	2,720	35%	2,010	3,160	-14%
EXCL	2,280	-4.60%	23		14.00%	EXCL	2,280	35%	1,695	2,640	-14%
CTRA	1,305	0.38%	16		11.54%	CTRA	1,305	38%	945	1,330	-2%
ITMG	28,425	2.34%	4		10.82%	ITMG	28,425	28%	22,125	41,500	-32%
BBNI	5,925	-0.42%	11		10.23%	BBNI	5,925	37%	4,313	6,250	-5%
BFIN	1,325	0.00%	12		9.96%	BFIN	1,325	39%	955	1,535	-14%
BBRI	6,250	-0.79%	16		9.17%	BBRI	6,250	33%	4,710	6,450	-3%
PNLF	288	2.13%	5		9.09%	PNLF	288	19%	242	376	-23%
TPIA	5,725	-6.15%	#N/A		9.05%	TPIA	5,725	187%	1,995	6,500	-12%
UNTR	24,600	1.23%	4		8.73%	UNTR	24,600	18%	20,925	31,700	-22%
BBCA	10,075	0.25%	26		7.18%	BBCA	10,075	17%	8,600	10,400	-3%
INDY	1,500	1.35%	2		4.53%	INDY	1,500	17%	1,285	2,800	-46%
ICBP	11,000	1.38%	18		4.02%	ICBP	11,000	12%	9,825	11,925	-8%
HRUM	1,380	3.37%	7		3.37%	HRUM	1,380	28%	1,075	1,945	-29%
MYOR	2,570	-2.28%	18		3.21%	MYOR	2,570	14%	2,260	2,900	-11%
CPIN	5,175	-0.96%	37		2.99%	CPIN	5,175	20%	4,330	5,800	-11%
MPMX	1,075	0.94%	7		2.38%	MPMX	1,075	11%	970	1,360	-21%
PGEO	1,185	-0.42%	19		1.28%	PGEO	1,185	99%	595	1,680	-29%
TKIM	7,375	2.43%	6		1.03%	TKIM	7,375	32%	5,600	10,375	-29%
ERAA	430	1.42%	8		0.94%	ERAA	430	32%	326	560	-23%
MAPI	1,800	-1.37%	14		0.56%	MAPI	1,800	38%	1,305	2,070	-13%
ELSA	390	-0.51%	6		0.52%	ELSA	390	28%	304	460	-15%
ASSA	790	-4.82%	34		0.00%	ASSA	790	15%	685	1,420	-44%
ENRG	218	-0.91%	5		-0.91%	ENRG	218	13%	193	302	-28%
AMRT	2,900	0.00%	35		-1.02%	AMRT	2,900	16%	2,490	3,030	-4%
GGRM	20,025	0.13%	7		-1.48%	GGRM	20,025	3%	19,500	30,050	-33%
JPFA	1,160	-0.43%	15		-1.69%	JPFA	1,160	14%	1,015	1,410	-18%
INDF	6,325	-0.78%	7		-1.94%	INDF	6,325	2%	6,175	7,550	-16%
ADMR	1,330	-1.12%	8		-2.21%	ADMR	1,330	80%	740	1,600	-17%
PTMP	195	6.56%	74		-3.47%	PTMP	195	187%	68	338	-42%
ANTM	1,635	-1.80%	10		-4.11%	ANTM	1,635	16%	1,405	2,160	-24%
BMTR	256	0.00%	5		-4.48%	BMTR	256	16%	220	388	-34%
MIKA	2,710	-0.73%	40		-4.91%	MIKA	2,710	12%	2,430	3,130	-13%
AUTO	2,230	-0.89%	6		-5.51%	AUTO	2,230	41%	1,580	3,620	-38%

51	INCO	4,070	0.25%	9
	ARTO	2,730	-2.50%	1,476
19	ASII	5,275	-0.47%	6
	INTP	8,750	0.57%	15
34	PWON	422	0.00%	14
	SMGR	5,925	1.28%	18
28	SMRA	530	-0.93%	11
	BSDE	990	-0.50%	11
3	MNCN	352	-1.12%	4
	KLBF	1,460	-2.99%	23
61	TBIG	1,875	0.27%	28
	BRMS	151	-0.66%	87
77	SRTG	1,450	-0.68%	#N/A
	TLKM	3,490	-3.59%	14
6	WIFI	136	0.00%	4
	MBMA	490	2.08%	1,551
59	MTEL	615	0.82%	25
	TOWR	855	-1.72%	13
65	SCMA	144	-2.04%	36
	HEAL	1,255	-1.18%	45
76	MDKA	2,270	-0.87%	#N/A
	BTPS	1,380	0.36%	10
54	UNVR	2,730	-1.44%	22
	GOTO	66	-5.71%	#N/A
74	EMTK	432	-1.82%	#N/A
	BUKA	155	4.73%	#N/A
70	BRPT	945	-3.08%	206

INCO		-5.57%
ARTO		-5.86%
ASII		-6.64%
INTP		-6.91%
PWON		-7.05%
SMGR		-7.42%
SMRA		-7.83%
BSDE		-8.33%
MNCN		-8.81%
KLBF		-9.32%
TBIG		-10.29%
BRMS		-11.18%
SRTG		-11.59%
TLKM		-11.65%
WIFI		-11.69%
MBMA		-12.50%
MTEL		-12.77%
TOWR		-13.64%
SCMA		-15.29%
HEAL		-15.77%
MDKA		-15.93%
BTPS		-18.34%
UNVR		-22.66%
GOTO		-23.26%
EMTK		-26.78%
BUKA		-28.24%
BRPT		-28.95%

INCO	4,070	13%	3,610	▼	7,100	-43%
ARTO	2,730	78%	1,530	▼	3,860	-29%
ASII	5,275	8%	4,900	▼	7,000	-25%
INTP	8,750	3%	8,500	▼	11,500	-24%
PWON	422	8%	392	▼	525	-20%
SMGR	5,925	5%	5,625	▼	7,250	-18%
SMRA	530	5%	505	▼	740	-28%
BSDE	990	6%	930	▼	1,235	-20%
MNCN	352	15%	306	▼	715	-51%
KLBF	1,460	4%	1,405	▼	2,220	-34%
TBIG	1,875	5%	1,780	▼	2,300	-18%
BRMS	151	32%	114	▼	226	-33%
SRTG	1,450	3%	1,405	▼	2,090	-31%
TLKM	3,490	3%	3,390	▼	4,500	-22%
WIFI	136	1%	134	▼	280	-51%
MBMA	490	3%	478	▼	955	-49%
MTEL	615	2%	600	▼	770	-20%
TOWR	855	4%	820	▼	1,130	-24%
SCMA	144	9%	132	▼	195	-26%
HEAL	1,255	5%	1,195	▼	1,575	-20%
MDKA	2,270	10%	2,060	▼	4,320	-47%
BTPS	1,380	14%	1,210	▼	2,350	-41%
UNVR	2,730	6%	2,570	▼	4,630	-41%
GOTO	66	22%	54	▼	147	-55%
EMTK	432	4%	414	▼	855	-49%
BUKA	155	14%	136	▼	268	-42%
BRPT	945	33%	710	▼	1,950	-52%

Sumber: Research Team Erdikha Elit Sekuritas

KETERANGAN

52W Low	:	Harga terendah selama 52 Minggu terakhir
52W High	:	Harga tertinggi selama 52 Minggu terakhir
YTD (%)	:	Kinerja harga saat ini dibandingkan dengan harga saham awal tahun
PER	:	PER saat ini dibawah 10 kali

IDX80 adalah Indeks yang mengukur kinerja harga dari 80 saham yang memiliki likuiditas tinggi dan kapitalisasi pasar besar serta didukung oleh fundamental perusahaan yang baik.

SAHAM PEMILU 2024



Thursday, March 28, 2024

CODE	PRICE	Daily (%)	PER	Konglo	PRICE	YTD (%)	PRICE	%	52W Low	CURRENT POSITION	52W High	%			
1	DLTA	3,390	-0.59%	13	BUMD DKI	DLTA	3,390	-3.97%	DLTA	3,390	3%	3,300	▼	4,070	-17%
2	PJAA	905	0.56%	6	BUMD DKI	PJAA	905	-4.74%	PJAA	905	46%	620	▼	1,120	-19%
3	PTBA	2,950	0.34%	6	Melanjutkan Program Hilirisasi Tambang	PTBA	2,950	20.90%	PTBA	2,950	28%	2,300	▼	4,200	-30%
4	ADRO	2,720	-0.73%	3	Melanjutkan Program Hilirisasi Tambang	ADRO	2,720	14.29%	ADRO	2,720	35%	2,010	▼	3,160	-14%
5	INDY	1,500	1.35%	2	Melanjutkan Program Hilirisasi Tambang	INDY	1,500	4.53%	INDY	1,500	17%	1,285	▼	2,800	-46%
6	ANTM	1,635	-1.80%	10	Melanjutkan Program Hilirisasi Tambang	ANTM	1,635	-4.11%	ANTM	1,635	16%	1,405	▼	2,160	-24%
7	WIKA	240	0.00%		Pembangunan IKN dilanjutkan	WIKA	240	Suspend	WIKA	240	31%	183	▼	610	-61%
8	WSKT	202	0.00%		Pembangunan IKN dilanjutkan	WSKT	202	Suspend	WSKT	202	4%	195	▼	242	-17%
9	PTPP	500	-0.99%	6	Pembangunan IKN dilanjutkan	PTPP	500	16.82%	PTPP	500	27%	394	▼	835	-40%
10	ADHI	302	0.00%	13	Pembangunan IKN dilanjutkan	ADHI	302	-3.21%	ADHI	302	8%	280	▼	535	-44%
11	PTBA	2,950	0.34%	6	Melanjutkan Program Hilirisasi Tambang	PTBA	2,950	20.90%	PTBA	2,950	28%	2,300	▼	4,200	-30%
12	ADRO	2,720	-0.73%	3	Melanjutkan Program Hilirisasi Tambang	ADRO	2,720	14.29%	ADRO	2,720	35%	2,010	▼	3,160	-14%
13	INDY	1,500	1.35%	2	Melanjutkan Program Hilirisasi Tambang	INDY	1,500	4.53%	INDY	1,500	17%	1,285	▼	2,800	-46%
14	ANTM	1,635	-1.80%	10	Melanjutkan Program Hilirisasi Tambang	ANTM	1,635	-4.11%	ANTM	1,635	16%	1,405	▼	2,160	-24%
15	PMMP	302	0.00%	12	Terafiliasi (Kaesang)	PMMP	302	15.27%	PMMP	302	26%	240	▼	530	-43%
16	WIRG	104	-0.95%	24	Terafiliasi Aryo Djoyohadikusumo (Keponakan Prabowo)	WIRG	104		WIRG	104	21%	86	▼	166	-37%
17	DEWA	64	3.23%		Terafiliasi Aburizal Bakrie (Golkar)	DEWA	64	6.67%	DEWA	64	28%	50	▼	93	-31%
18	ENRG	218	-0.91%	5	Terafiliasi Aburizal Bakrie (Golkar)	ENRG	218	-0.91%	ENRG	218	13%	193	▼	302	-28%
19	BNBR	50	0.00%	7	Terafiliasi Aburizal Bakrie (Golkar)	BNBR	50	0.00%	BNBR	50	0%	50	▼	73	-32%
20	BRMS	151	-0.66%	87	Terafiliasi Aburizal Bakrie (Golkar)	BRMS	151	-11.18%	BRMS	151	32%	114	▼	226	-33%
21	BUMI	85	0.00%	6	Terafiliasi Aburizal Bakrie (Golkar)	BUMI	85	0.00%	BUMI	85	1%	84	▼	186	-54%
22	BTEL	50	0.00%	#N/A	Terafiliasi Aburizal Bakrie (Golkar)	BTEL	50	0.00%	BTEL	50	0%	50	#DIV/0!	50	0%
23	ELTY	37	-9.76%	#N/A	Terafiliasi Aburizal Bakrie (Golkar)	ELTY	37	-26.00%	ELTY	37	0%	37	▼	50	-26%
24	JGLE	37	-9.76%	#N/A	Terafiliasi Aburizal Bakrie (Golkar)	JGLE	37	-26.00%	JGLE	37	0%	37	▼	50	-26%
25	MDIA	37	-9.76%	#N/A	Terafiliasi Aburizal Bakrie (Golkar)	MDIA	37	-26.00%	MDIA	37	0%	37	▼	55	-33%
26	VIVA	37	-9.76%	#N/A	Terafiliasi Aburizal Bakrie (Golkar)	VIVA	37	0.00%	VIVA	37	0%	37	▼	50	-26%
27	VKTR	137	-3.52%	1,104	Terafiliasi Aburizal Bakrie (Golkar)	VKTR	137		VKTR	137	30%	105	▼	244	-44%
28	CBRE	37	-9.76%	14	Terafiliasi Agung Laksono (Golkar)	CBRE	37	-26.00%	CBRE	37	0%	37	▼	70	-47%
29	MKTR	123	-0.81%	33	Terafiliasi Fuad Hasan (Golkar)	MKTR	123	-18.00%	MKTR	123	11%	111	▼	256	-52%
30	TOBA	270	-3.57%	13	Terafiliasi Luhut Binsar Panjaitan (Golkar)	TOBA	270		TOBA	270	25%	216	▼	530	-49%
31	WIKA	240	0.00%		Pembangunan IKN dilanjutkan	WIKA	240	Suspend	WIKA	240	31%	183	▼	610	-61%
32	WSKT	202	0.00%		Pembangunan IKN dilanjutkan	WSKT	202	Suspend	WSKT	202	4%	195	▼	242	-17%
33	PTPP	500	-0.99%	6	Pembangunan IKN dilanjutkan	PTPP	500	16.82%	PTPP	500	27%	394	▼	835	-40%
34	ADHI	302	0.00%	13	Pembangunan IKN dilanjutkan	ADHI	302	-3.21%	ADHI	302	8%	280	▼	535	-44%
35	PTBA	2,950	0.34%	6	Melanjutkan Program Hilirisasi Tambang	PTBA	2,950	20.90%	PTBA	2,950	28%	2,300	▼	4,200	-30%
36	ADRO	2,720	-0.73%	3	Melanjutkan Program Hilirisasi Tambang	ADRO	2,720	14.29%	ADRO	2,720	35%	2,010	▼	3,160	-14%
37	INDY	1,500	1.35%	2	Melanjutkan Program Hilirisasi Tambang	INDY	1,500	4.53%	INDY	1,500	17%	1,285	▼	2,800	-46%
38	ANTM	1,635	-1.80%	10	Melanjutkan Program Hilirisasi Tambang	ANTM	1,635	-4.11%	ANTM	1,635	16%	1,405	▼	2,160	-24%
39	INDY	1,500	1.35%	2	Terafiliasi Arsjad Rasjid (Ketua Tim Pemenangan)	INDY	1,500	4.53%	INDY	1,500	17%	1,285	▼	2,800	-46%
40	RAJA	1,385	4.92%	24	Terafiliasi Arsjad Rasjid (Ketua Tim Pemenangan)	RAJA	1,385	-1.77%	RAJA	1,385	73%	800	▼	1,770	-22%
41	PSKT	41	-8.89%		Terafiliasi Arsjad Rasjid (Ketua Tim Pemenangan)	PSKT	41	-18.00%	PSKT	41	0%	41	▼	69	-41%
42	BMTR	256	0.00%	5	Terafiliasi Hary Tanoesodibjo (Perindo)	BMTR	256	-4.48%	BMTR	256	16%	220	▼	388	-34%
43	MNCN	352	-1.12%	4	Terafiliasi Hary Tanoesodibjo (Perindo)	MNCN	352	-8.81%	MNCN	352	15%	306	▼	715	-51%
44	MSIN	2,900	0.00%	174	Terafiliasi Hary Tanoesodibjo (Perindo)	MSIN	2,900	-3.33%	MSIN	2,900	75%	1,655	▼	4,150	-30%
45	IPTV	50	0.00%	#N/A	Terafiliasi Hary Tanoesodibjo (Perindo)	IPTV	50	0.00%	IPTV	50	0%	50	▼	70	-29%
46	IATA	50	0.00%	4	Terafiliasi Hary Tanoesodibjo (Perindo)	IATA	50	0.00%	IATA	50	0%	50	▼	101	-50%
47	BHIT	50	0.00%	7	Terafiliasi Hary Tanoesodibjo (Perindo)	BHIT	50	0.00%	BHIT	50	0%	50	▼	64	-22%
48	BCAP	50	0.00%	15	Terafiliasi Hary Tanoesodibjo (Perindo)	BCAP	50	0.00%	BCAP	50	0%	50	▼	68	-26%
49	KPIG	63	-1.56%	14	Terafiliasi Hary Tanoesodibjo (Perindo)	KPIG	63	1.61%	KPIG	63	9%	58	▼	84	-25%
50	MSKY	73	-2.67%	#N/A	Terafiliasi Hary Tanoesodibjo (Perindo)	MSKY	73	-26.26%	MSKY	73	18%	62	▼	320	-77%
51	SRTG	1,450	-0.68%	#N/A	Terafiliasi Sandiaga Uno (PPP)	SRTG	1,450	-11.59%	SRTG	1,450	3%	1,405	▼	2,090	-31%
52	TBIG	1,875	0.27%	28	Terafiliasi Sandiaga Uno (PPP)	TBIG	1,875	-10.29%	TBIG	1,875	5%	1,780	▼	2,300	-18%
53	MDKA	2,270	-0.87%	#N/A	Terafiliasi Sandiaga Uno (PPP)	MDKA	2,270	-15.93%	MDKA	2,270	10%	2,060	▼	4,320	-47%
54	NRCA	350	0.57%	9	Terafiliasi Sandiaga Uno (PPP)	NRCA	350	5.42%	NRCA	350	19%	294	▼	402	-13%
55	ADRO	2,720	-0.73%	3	Terafiliasi Sandiaga Uno (PPP)	ADRO	2,720	14.29%	ADRO	2,720	35%	2,010	▼	3,160	-14%
56	MPMX	1,075	0.94%	7	Terafiliasi Sandiaga Uno (PPP)	MPMX	1,075	2.38%	MPMX	1,075	11%	970	▼	1,360	-21%
57	AGII	1,605	0.94%	35	Terafiliasi Sandiaga Uno (PPP)	AGII	1,605	5.59%	AGII	1,605	12%	1,435	▼	2,100	-24%
58	SINI	630	-10.00%	#N/A	Terafiliasi Hapsoro Sukmonohadi (Suami Puan Maharani)	SINI	630	-28.00%	SINI	630	12%	565	▼	2,240	-72%
59	ARCI	346	0.58%	52	Terafiliasi Hapsoro Sukmonohadi (Suami Puan Maharani)	ARCI	346	-15.20%	ARCI	346	12%	308	▼	484	-29%
60	MINA	41	-8.89%	#N/A	Terafiliasi Hapsoro Sukmonohadi (Suami Puan Maharani)	MINA	41	-18.00%	MINA	41	0%	41	▼	67	-39%
61	PSKT	41	-8.89%	#N/A	Terafiliasi Hapsoro Sukmonohadi (Suami Puan Maharani)	PSKT	41	-18.00%	PSKT	41	0%	41	▼	69	-41%
62	RAJA	1,385	4.92%	24	Terafiliasi Hapsoro Sukmonohadi (Suami Puan Maharani)	RAJA	1,385	-1.77%	RAJA	1,385	73%	800	▼	1,770	-22%
63	BUVA	53	1.92%	89	Terafiliasi Hapsoro Sukmonohadi (Suami Puan Maharani)	BUVA	53	-13.11%	BUVA	53	56%	34	▼	72	-26%
64	CBRE	37	-9.76%	14	Terafiliasi Hapsoro Sukmonohadi (Suami Puan Maharani)	CBRE	37	-26.00%	CBRE	37	0%	37	▼	70	-47%
65	PTRO	4,280	0.47%	13	Terafiliasi Hapsoro Sukmonohadi (Suami Puan Maharani)	PTRO	4,280	-18.48%	PTRO	4,280	52%	2,810	▼	7,650	-44%
66	BMTR	256	0.00%	5	MEDIA	BMTR	256	-4.48%	BMTR	256	16%	220	▼	388	-34%
67	MNCN	352	-1.12%	4	MEDIA	MNCN	352	-8.81%	MNCN	352	15%	306	▼	715	-51%
68	SCMA	144	-2.04%	36	MEDIA	SCMA	144	-15.29%	SCMA	144	9%	132	▼	195	-26%
69	ICBP	11,000	1.38%	18	BAHAN POKOK	ICBP	11,000	4.02%	ICBP	11,000	12%	9,825	▼	11,925	-8%
70	INDF	6,325	-0.78%	7	BAHAN POKOK	INDF	6,325	-1.94%	INDF	6,325	2%	6,175	▼	7,550	-16%
71	UNVR	2,730	-1.44%	22	BAHAN POKOK	UNVR	2,730		UNVR	2,730	6%	2,570	▼	4,630	-41%

ECONOMIC CALENDAR



Monday March 25 2024				Actual	Previous	Consensus	Forecast
9:00 PM	US	New Home Sales FEB		0.661M	0.68M	0.67M	
9:00 PM	US	New Home Sales MoM FEB		1.50%		3%	
9:30 PM	US	Dallas Fed Manufacturing Index MAR		-11.3		-8	
9:30 PM	US	Fed Cook Speech					
Tuesday March 26 2024				Actual	Previous	Consensus	Forecast
12:00 AM	US	2-Year Note Auction		4.69%			
8:00 PM	US	House Price Index JAN		417.8		418	
8:00 PM	US	House Price Index MoM JAN		0.10%		0.10%	
8:00 PM	US	House Price Index YoY JAN		6.60%		6.70%	
9:00 PM	US	CB Consumer Confidence MAR		106.7	106.7	106.5	
Wednesday March 27 2024				Actual	Previous	Consensus	Forecast
12:00 AM	US	5-Year Note Auction		4.32%			
3:30 AM	US	API Crude Oil Stock Change MAR/22		-1.519M			
8:30 AM	CN	Industrial Profits (YTD) YoY FEB		-2.30%		-1.00%	
9:30 PM	US	EIA Crude Oil Stocks Change MAR/22		-1.952M			
9:30 PM	US	EIA Gasoline Stocks Change MAR/22		-3.31M			
9:30 PM	US	EIA Crude Oil Imports Change MAR/22		-0.947M			
9:30 PM	US	EIA Cushing Crude Oil Stocks Change MAR/22		-0.018M			
9:30 PM	US	EIA Distillate Fuel Production Change MAR/22		0.128M			
9:30 PM	US	EIA Distillate Stocks Change MAR/22		0.624M			
9:30 PM	US	EIA Gasoline Production Change MAR/22		-0.263M			
9:30 PM	US	EIA Heating Oil Stocks Change MAR/22		0.486M			
9:30 PM	US	EIA Refinery Crude Runs Change MAR/22		0.127M			
10:30 PM	US	17-Week Bill Auction		5.22%			
10:30 PM	US	2-Year FRN Auction		0.20%			
Thursday March 28 2024				Actual	Previous	Consensus	Forecast
12:00 AM	US	7-Year Note Auction		4.33%			
5:00 AM	US	Fed Waller Speech					
7:30 PM	US	GDP Growth Rate QoQ Final Q4		4.90%	3.20%	3.20%	
7:30 PM	US	Corporate Profits QoQ Q4		3.70%		3.30%	
7:30 PM	US	GDP Price Index QoQ Final Q4		3.30%	1.60%	1.70%	
7:30 PM	US	Initial Jobless Claims MAR/23		210K	215.0K	212.0K	
7:30 PM	US	Continuing Jobless Claims MAR/16		1807K		1808.0K	
7:30 PM	US	Core PCE Prices QoQ Final Q4		2.00%	2.10%	2.10%	
7:30 PM	US	GDP Sales QoQ Final Q4		3.60%	3.50%	3.50%	
7:30 PM	US	Jobless Claims 4-week Average MAR/23		211.25K		211.0K	
Friday March 29 2024				Actual	Previous	Consensus	Forecast
4:00 PM	CN	Current Account Final Q4		\$62.8B		\$55.2B	
7:30 PM	US	Core PCE Price Index MoM FEB		0.40%	0.30%	0.30%	
7:30 PM	US	Personal Income MoM FEB		1.00%	0.40%	0.30%	
7:30 PM	US	Personal Spending MoM FEB		0.20%	0.40%	0.30%	
7:30 PM	US	Goods Trade Balance Adv FEB		-\$90.2B		-\$88.0B	
7:30 PM	US	PCE Price Index MoM FEB		0.30%	0.40%	0.40%	
7:30 PM	US	PCE Price Index YoY FEB		2.40%	2.40%	2.40%	

CORPORATE ACTION



Thursday, March 28, 2024

Cash Dividend

PJAA | BBRI | BMRI
[Distribution]

CashDividend

NISP
[Recording]

Cash Dividend

ESSA | BTPS
[Cum]

IPO

ATLA | CABR | MHKI
[Effective]

Public Expose

IFSH | MEDS | ARNA | SONA
[Public Expose]

RUPS

BEEF | KARW | TDPM | SICO | ATIC | IFSH |
INCO | ITMG | ARNA | LOPI | WOMF | MEDS

ARNA - RUPST

Date :28/03/2024
Time :10:00

Venue:Aula Nuansa Plant 2 PT Arwana Citramulia Tbk Jl. Raya
sorda RT. 004/RW.003 Kibin Cikande, Serang, Banten 42186

ATIC - RUPSLB

Date :28/03/2024
Time :14:00

Venue: Jl. Scientia Boulevard Kav. U2, Summarecon Serpong
Tangerang, Ruang Auditorium, Graha Anabatic Lt. 12

BEEF - RUPSLB

Date :28/03/2024
Time :10:00

Venue: Lucy in the Sky -SCBD, Lot 14- Jl. Jend. Sudirman Kav
52-53, Jakarta 12190

TDPM - RUPSLB

Date :28/03/2024
Time :09:30

Venue : Grand Sahid Jaya Hotel , JL Jend Sudirman Kav.86, Jakarta

BTPS - Cash Dividend

Price: Rp 70.15
Cum Date: 28/03/2024

ESSA - Cash Dividend

Price: Rp5
Cum Date:28/03/2024

IFSH - RUPST & RUPSLB

Date :28/03/2024
Time :09:30

Venue : Hotel Le Meridien, Jl. Jenderal Sudirman Kav. 18-20, Jakarta Pusat

INCO - RUPSLB

Date :28/03/2024

Venue:Jasmine Room, Soehana Hall, The Energy Building, 2nd Fl SCBD Lot

ITMG - RUPST

Date :28/03/2024
Time:10:30

Venue: Secara Elektronik menggunakan aplikasi eASY.KSE

KARW - RUPSLB

Date :28/03/2024
Time :14:00

Venue: Intiland Tower, Star Room, Lantai Podium 1, Jl. Jend.
Sudirman Kav. 32

LOPI - RUPSLB

Date :28/03/2024
Time :10:00

Venue: Hybrid: online dan offline (SAV Building, Jl. Kavling Polri No.
20, Jagakarsa-Jakarta Selatan)

MEDS - RUPST & RUPSLB

Date :28/03/2024
Time :10:00

Venue: Kantor Perusahaan. Kompleks Blue Sky Industrial (BSI)
Kecamatan Cimahi Selatan, Kota Cimahi

SICO - RUPST

Date :28/03/2024
Time :14:00

Venue: GEDUNG KARTIKA 2-STARSPACE LT.2, Jl.Tanah Abang I
No74, Jakarta Pusat 10160

LQ 45 Performance

Top Gainer

PTMP 195 (6.5%)
BUKA 155 (4.7%)
ESSA 670 (3.8%)
HRUM 1,380 (3.3%)
ITMG 28,425 (2.3%)

Top Volume

GOTO 66 (18.2 Mn Lot)
TLKM 3,490 (4.9 Mn Lot)
PTMP 195 (2.9 Mn Lot)
BUKA 155 (2.6 Mn Lot)
EXCL 2,280 (0.9 Mn Lot)

Top Frekuensi

TLKM 3,490 (67k x)
PTMP 195 (42k x)
GOTO 66 (20k x)
BBRI 6,250 (14k x)
EXCL 2,280 (13k x)

Top Loser

GOTO 66 (-5.7%)
EXCL 2,280 (-4.6%)
TLKM 3,490 (-3.5%)
BRPT 945 (-3%)
KLBF 1,460 (-2.9%)

Top Value

TLKM 3,490 (1754.5 IDR Bn)
BBRI 6,250 (459.6 IDR Bn)
BBCA 10,075 (397 IDR Bn)
BMRI 7,175 (333.5 IDR Bn)
ASII 5,275 (249.6 IDR Bn)

All Stock Performance

Top Gainer

FMII 270 (35%)
SONA 1,960 (24.8%)
GTRA 183 (24.4%)
LAPD 6 (20%)
REAL 6 (20%)

Top Volume

GOTO 66 (18.2 Mn Lot)
FREN 50 (7.3 Mn Lot)
TLKM 3,490 (4.9 Mn Lot)
BHAT 418 (3.2 Mn Lot)
DOOH 63 (3.2 Mn Lot)

Top Frekuensi

LMAX 55 (145k x)
TLKM 3,490 (67k x)
PTMP 195 (42k x)
GTRA 183 (25k x)
GOTO 66 (20k x)

Top Loser

TOPS 3 (-25%)
STAR 58 (-20.5%)
EPAC 5 (-16.6%)
IDPR 162 (-15.1%)
MTPS 6 (-14.2%)

Top Value

TLKM 3,490 (1754.5 IDR Bn)
BBRI 6,250 (459.6 IDR Bn)
BBCA 10,075 (397 IDR Bn)
BMRI 7,175 (333.5 IDR Bn)
ISAT 11,250 (304.6 IDR Bn)

JAKARTA (Head Office)

Gedung Sucaco Lt 3
JL. Kebon Sirih Kav. 71
Jakarta Pusat – 10340
Telp : +622139836420

SEMARANG

JL. Sembodro No. 12A, Plomblokan
Kec. Semarang Utara, Kota Semarang
Jawa Tengah – 50171
WA : +6281808054623
Telp : +62243512068

SURABAYA

Ruko Galeri Bukit Indah
(Pakuwon Indah) RK03-001, Kel. Lontar
Kec. Sambikerep, Surabaya, Jawa Timur
WA : +62 856-7279-999
Telp : +623198700528

Telp : +62 21 3983 6420

Fax : +62 21 3983 6422

Email:

admin.aonline@erdikha.com

aof.elit@erdikha.com

Career: hrd@erdikha.com

Disclaimer :

The information contained herein has been compiled from sources that we believe to be reliable. No warranty (express or implied) is made to the accuracy or completeness of the information. All opinions and estimates included in this report constitute our judgment as of this date, without regards to its fairness, and are subject to change without notice. This document has been prepared for general information only, without regards to the specific objectives, financial situation and needs of any particular person who may receive it. No responsibility or liability whatsoever or howsoever arising is accepted in relation to the contents hereof by any company mentioned herein, or any their respective directors, officers or employees. This document is not an offer to sell or a solicitation to buy any securities. This firms and its affiliates and their officers and employees may have a position, make markets, act as principal or engage in transaction in securities or related investments of any company mentioned herein, may perform services for or solicit business from any company mentioned herein, and may have acted upon or used any of the recommendations herein before they have been provided to you. Available only to person having professional experience in matters relating to investments.