

Friday, May 3, 2024

<b>IHSG</b>	<b>7,117</b>
Change (%)	<b>-1.61%</b>
Net Foreign	<b>-2.6 T</b>
Support	<b>7100</b>
Resistance	<b>7160</b>

Sectoral	Last
IDXBASIC.JK	1,324
IDXCYCLIC.JK	751
IDXENERGY.JK	2,203
IDXFINANCE.JK	1,394
IDXHEALTH.JK	1,391
IDXNONCYC.JK	689
IDXINDUST.JK	1,064
IDXINFRA.JK	1,618
IDXPROPERT.JK	617
IDXTECHNO.JK	3,328
IDXTRANS.JK	1,303

Commodities	Last	Change %
Crude Oil Jun 24	79.3	<b>0.39%</b>
Brent Crude Oil	84.0	<b>0.37%</b>
Gold Jun 24	2312.0	<b>0.10%</b>
Copper Jul 24	4.5	<b>0.51%</b>

Indeks	Close	Change %
Dow Jones Industrial Average	38,226	<b>0.85%</b>
S&P 500	5,064	<b>0.91%</b>
NASDAQ Composite	15,841	<b>1.51%</b>
FTSE 100	8,172	<b>0.63%</b>
DAX PERFORMANCE-INDEX	17,897	<b>-0.20%</b>
SSE Composite Index	3,105	<b>-0.26%</b>
HANG SENG INDEX	18,207	<b>2.50%</b>
Nikkei 225	38,236	<b>-0.10%</b>

Indikator	Tingkat
GDP Growth Rate	<b>0.45</b> percent
GDP Annual Growth Rate	<b>5.04</b> percent
Unemployment Rate	<b>5.32</b> percent
Inflation Rate	<b>3.05</b> percent
Inflation Rate MoM	<b>0.52</b> percent
Interest Rate	<b>6.25</b> percent
Balance of Trade	<b>4473</b> USD Million
Current Account	<b>-1290</b> USD Million
Current Account to GDP	<b>-0.3</b> percent of GDP
Government Debt to GDP	<b>39.9</b> percent of GDP
Government Budget	<b>-1.65</b> percent of GDP
Business Confidence	<b>13.17</b> points
Manufacturing PMI	<b>54.2</b> points



Source: Trading View, Divisi Research Erdikha

### NEWS HIGHLIGHT

- Drop 351 Persen, Provident Investasi (PALM) Maret 2024 Tekor Rp1,18 T
- Melambung 366 Persen, Japfa (JPFA) Maret 2024 Kemas Laba Rp664 Miliar
- Laba Bersih Naik 92,5 Persen, CLEO Siapkan Dana Investasi Rp450 Miliar
- Melonjak 37 Persen, Laba Adi Sarana (ASSA) Tembus Rp71M di Kuartal I
- Laba Jasa Marga (JSMR) Naik 14,4 Persen di Kuartal I 2024

### NEWS MARKET

#### SENTIMEN GLOBAL

- \* Pasar saham global bergerak variatif pada perdagangan sebelumnya. Indeks S&P 500, Eurostoxx, dan Shanghai komposit masing-masing bergerak sebesar +0.91%, -0.63%, dan -0.26%.
- \* Obligasi AS tenor acuan 10 tahun ditutup turun dari 4.64% ke 4.59%. Pergerakan pasar dipengaruhi oleh Rilis Data Suku Bunga AS yang bertahan di level 5.50% sesuai dengan ekspektasi pasar. Pemotongan suku bunga yang sangat diharapkan kemungkinan tetap akan terjadi, meskipun mungkin tertunda karena inflasi yang tetap tinggi.

#### SENTIMEN DOMESTIK

- \* Faktor global juga mempengaruhi pergerakan pasar di level domestik. Rupiah terapresiasi 0.61% ke level 16,095.
- \* Imbal hasil obligasi negara tenor acuan 10 tahun turun dari 7.27% ke 7.15% dan IHSG -1.61%. Pergerakan pasar dipengaruhi Rilis Data inflasi inti yang diatas ekspektasi pasar sebesar 1.82% YoY (vs 1.76% periode sebelumnya).

#### SENTIMEN MAKRO

- \* Realisasi Investasi, BKPM mencatat pencapaian realisasi investasi pada triwulan I-2024 sebanyak Rp401,5 triliun, setara 24.30% dari target Presiden Joko Widodo yang sebesar Rp1.650 triliun. Realisasi ini tumbuh secara quarter on quarter dari kuartal IV-2023 sebesar 9.80%.
- \* Penanaman Modal Asing, PMA ke Indonesia tidak termasuk investasi di sektor perbankan dan minyak & gas, meningkat 15.50% dari tahun sebelumnya ke rekor tertinggi Rp 204,4 triliun (\$12,59 miliar) pada Triwulan I tahun 2024, meningkat tajam dari kenaikan 5.30% pada kuartal sebelumnya, yang merupakan kenaikan paling kecil dalam tiga tahun terakhir, setelah pemilihan umum pada bulan Februari 2024.
- \* Inflasi, Badan Pusat Statistik (BPS) melaporkan inflasi Indonesia pada April 2024 mulai melandai jika dibandingkan dengan bulan sebelumnya. Inflasi pada April 2024 sebesar 0.25% secara bulanan, lebih rendah dibandingkan dengan kondisi inflasi pada Maret 2024 yang sebesar 0.52%.

#### KOMODITAS

- \* Minyak mentah, Perdagangan minyak mentah menguat setelah sebelumnya turun ke level terendah dalam tujuh minggu akibat lonjakan persediaan minyak bumi yang dipicu oleh penurunan permintaan.
- \* Emas, Perdagangan emas melemah karena fokus kembali tertuju pada kemungkinan suku bunga AS tetap tinggi dalam jangka waktu yang lebih panjang, sementara para pedagang juga bersiap menghadapi data ekonomi yang dapat memengaruhi kebijakan Federal Reserve.
- \* Batu Bara, Perdagangan batu bara menguat ditopang sentimen dari India, mulai dari rencana mendirikan enam pembangkit listrik bertenaga batu bara hingga lonjakan impor batu bara di negara tersebut.

#### PEKAN INI

- \* Pada perdagangan sebelumnya, Indeks Harga Saham Gabungan (IHSG) ditutup di tutup melemah dengan volume lebih kecil dari hari kemarin.
- \* Penguatan IHSG berpotensi menguji support 7.045, penembusan level ini membuka peluang menuju 7.000.
- \* Investor asing melangsungkan aksi jual bersih (net sell) di seluruh pasar sejumlah Rp2,599.12 miliar.

\_Source: IDX, Kontan, Investing, Tradingeconomics, Reuters.\_

### Stock Recommendation

Stock	Last Price	Recommendation	TP 1	TP 2	Stop Loss	Commentary
TLKM	3,120	Buy on Weakness	3,180	3,270	3,020	Oversold, entry level: 3030-3120
ASII	5,175	Buy on Weakness	5,275	5,425	5,000	Bullish Continuation, entry level: 5025-5175
BMRI	6,325	Speculative Buy	6,450	6,625	6,125	Long Black marubozu, Oversold, entry level: 6150-6325
ADRO	2,730	Trading Buy	2,780	2,860	2,640	Bullish Continuation, entry level: 2650-2730
ADMR	1,355	Trading Buy	1,380	1,420	1,310	Bullish Continuation, entry level: 1320-1355

# LQ45 PRICE PERFORMANCE



Friday, May 3, 2024

CODE	PRICE	Daily (%)	PER		52 WEEK PRICE PERFORMANCE	YTD (%)		PRICE	%	52W Low	CURRENT POSITION	52W High	%
BRIS	2,540	-3.79%	21			45.98%		2,540	75%	1,450	▼	2,960	-14%
ESSA	745	-4.49%	23			40.57%		745	55%	480	▼	830	-10%
SIDO	715	-2.05%	21			36.19%		715	50%	478	▼	815	-12%
PGAS	1,460	-0.68%	8			29.20%		1,460	38%	1,060	▼	1,535	-5%
ACES	910	-2.67%	20			26.39%		910	106%	442	▼	995	-9%
EXCL	2,420	-2.02%	20			21.00%		2,420	43%	1,695	▼	2,640	-8%
PTBA	2,890	-4.62%	5			18.44%		2,890	26%	2,300	▼	4,060	-29%
ADRO	2,730	0.74%	3			14.71%		2,730	36%	2,010	▼	3,100	-12%
MEDC	1,315	-2.59%	5			13.85%		1,315	57%	840	▼	1,705	-23%
AKRA	1,650	-1.49%	12			11.86%		1,650	31%	1,255	▼	1,865	-12%
INKP	9,225	-1.60%	8			10.81%		9,225	34%	6,900	▼	11,850	-22%
UNTR	24,300	-2.11%	4			7.40%		24,300	16%	20,925	▼	28,775	-16%
BMRI	6,325	-8.33%	9			4.55%		6,325	28%	4,950	▼	7,500	-16%
PGEO	1,205	-1.23%	19			2.99%		1,205	63%	740	▼	1,680	-28%
BBTN	1,280	-3.03%	5			2.40%		1,280	8%	1,180	▼	1,610	-20%
BBCA	9,550	-2.55%	24			1.60%		9,550	11%	8,600	▼	10,400	-8%
HRUM	1,350	-4.26%	7			1.12%		1,350	26%	1,075	▼	1,945	-31%
ICBP	10,475	-3.68%	17			-0.95%		10,475	9%	9,600	▼	11,925	-12%
AMRT	2,870	-2.05%	35			-2.05%		2,870	15%	2,490	▼	3,030	-5%
ITMG	24,900	-1.29%	3			-2.92%		24,900	13%	22,125	▼	33,350	-25%
CPIN	4,860	-1.82%	29			-3.28%		4,860	10%	4,410	▼	5,800	-16%
INDF	6,225	-0.40%	7			-3.49%		6,225	3%	6,025	▼	7,550	-18%
INCO	4,120	-3.06%	9			-4.41%		4,120	14%	3,610	▼	7,100	-42%
MDKA	2,580	-1.90%	#N/A			-4.44%		2,580	25%	2,060	▼	3,970	-35%
MBMA	525	-4.55%	461			-6.25%		525	10%	476	▼	940	-44%
KLBF	1,490	2.41%	25			-7.45%		1,490	8%	1,375	▼	2,200	-32%
ASII	5,175	0.49%	6			-8.41%		5,175	6%	4,870	▼	7,000	-26%
BBNI	4,830	-8.00%	9			-10.14%		4,830	12%	4,313	▼	6,250	-23%
ANTM	1,510	-7.93%	12			-11.44%		1,510	7%	1,405	▼	2,150	-30%
GGRM	17,900	-1.78%	6			-11.93%		17,900	0%	17,875	▼	30,050	-40%
SRTG	1,410	0.00%	#N/A			-14.02%		1,410	4%	1,350	▼	1,990	-29%
BBRI	4,760	-3.64%	12			-16.86%		4,760	2%	4,680	▼	6,450	-26%
MTEL	570	0.00%	23			-19.15%		570	1%	565	▼	770	-26%
MAPI	1,440	-8.57%	13			-19.55%		1,440	5%	1,365	▼	2,070	-30%
TOWR	790	-1.86%	12			-20.20%		790	3%	770	▼	1,130	-30%
TLKM	3,120	-1.58%	13			-21.01%		3,120	5%	2,960	▼	4,240	-26%
INTP	7,225	-6.77%	13			-23.14%		7,225	2%	7,100	▼	11,500	-37%
BRPT	1,000	-1.96%	220			-24.81%		1,000	41%	710	▼	1,950	-49%
UNVR	2,640	0.76%	21			-25.21%		2,640	13%	2,330	▼	4,630	-43%
SMGR	4,740	1.50%	15			-25.94%		4,740	3%	4,580	▼	7,250	-35%
GOTO	63	0.00%	#N/A			-26.74%		63	17%	54	▼	147	-57%
ARTO	2,060	-4.19%	373			-28.97%		2,060	35%	1,530	▼	3,860	-47%
EMTK	378	-2.07%	#N/A			-35.93%		378	8%	350	▼	805	-53%
PTMP	121	-2.42%	46			-40.10%		121	78%	68	▼	338	-64%
BUKA	124	-4.62%	#N/A			-42.59%		124	9%	114	▼	268	-54%

Sumber: Research Team Erdikha Elit Sekuritas

## KETERANGAN

**PER** : PER saat ini dibawah 10 kali

**YTD (%)** : Kinerja harga saat ini dibandingkan dengan harga saham awal tahun 45 saham yang memiliki likuiditas tinggi dan kapitalisasi pasar

**52W Low** : **Harga terendah** selama 52 Minggu terakhir

**52W High** : **Harga tertinggi** selama 52 Minggu terakhir

**LQ45** adalah Indeks yang mengukur kinerja harga dari besar serta didukung oleh fundamental perusahaan yang baik.

# MSCI PRICE PERFORMANCE



Friday, May 3, 2024

CODE	PRICE	Daily (%)	PER		52 WEEK PRICE PERFORMANCE	YTD (%)		PRICE	%	52W Low	CURRENT POSITION	52W High	%
1 AMMN	9,775	0.77%	164	AMMN		49.24%	AMMN	9,775	475%	1,700		9,950	-2%
2 ADRO	2,730	0.74%	3	ADRO		14.71%	ADRO	2,730	36%	2,010		3,100	-12%
3 INKP	9,225	-1.60%	8	INKP		10.81%	INKP	9,225	34%	6,900		11,850	-22%
4 UNTR	24,300	-2.11%	4	UNTR		7.40%	UNTR	24,300	16%	20,925		28,775	-16%
5 BMRI	6,325	-8.33%	9	BMRI		4.55%	BMRI	6,325	28%	4,950		7,500	-16%
6 BBKA	9,550	-2.55%	24	BBKA		1.60%	BBKA	9,550	11%	8,600		10,400	-8%
7 ICBP	10,475	-3.68%	17	ICBP		-0.95%	ICBP	10,475	9%	9,600		11,925	-12%
8 AMRT	2,870	-2.05%	35	AMRT		-2.05%	AMRT	2,870	15%	2,490		3,030	-5%
9 CPIN	4,860	-1.82%	29	CPIN		-3.28%	CPIN	4,860	10%	4,410		5,800	-16%
10 INDF	6,225	-0.40%	7	INDF		-3.49%	INDF	6,225	3%	6,025		7,550	-18%
11 MDKA	2,580	-1.90%	#N/A	MDKA		-4.44%	MDKA	2,580	25%	2,060		3,970	-35%
12 KLBF	1,490	2.41%	25	KLBF		-7.45%	KLBF	1,490	8%	1,375		2,200	-32%
13 ASII	5,175	0.49%	6	ASII		-8.41%	ASII	5,175	6%	4,870		7,000	-26%
14 BBNI	4,830	-8.00%	9	BBNI		-10.14%	BBNI	4,830	12%	4,313		6,250	-23%
15 ANTM	1,510	-7.93%	12	ANTM		-11.44%	ANTM	1,510	7%	1,405		2,150	-30%
16 BBRI	4,760	-3.64%	12	BBRI		-16.86%	BBRI	4,760	2%	4,680		6,450	-26%
17 TOWR	790	-1.86%	12	TOWR		-20.20%	TOWR	790	3%	770		1,130	-30%
18 TLKM	3,120	-1.58%	13	TLKM		-21.01%	TLKM	3,120	5%	2,960		4,240	-26%
19 BRPT	1,000	-1.96%	220	BRPT		-24.81%	BRPT	1,000	41%	710		1,950	-49%
20 UNVR	2,640	0.76%	21	UNVR		-25.21%	UNVR	2,640	13%	2,330		4,630	-43%
21 SMGR	4,740	1.50%	15	SMGR		-25.94%	SMGR	4,740	3%	4,580		7,250	-35%
22 GOTO	63	0.00%	#N/A	GOTO		-26.74%	GOTO	63	17%	54		147	-57%

## Sector Weights for Monday, March 18, 2024

Sector Name	Weight%
Financials	62.21
Communication Services	10
Consumer Staples	7.73
Materials	7.52
Industrials	4.89
Energy	3.47
Consumer Discretionary	2.79
Health Care	1.41

## Industry Group Weights for Monday, March 18, 2024

Industry Group Name	Weight%
Banks	62.21
Telecommunication Services	10
Materials	7.52
Capital Goods	4.89
Food Beverage & Tobacco	4.28
Energy	3.47
Consumer Discretionary Distribution & Retail	2.79
Consumer Staples Distribution & Retail	2.51
Pharmaceuticals, Biotechnology & Life Sciences	1.41
Household & Personal Products	0.94

## MSCI FEBRUARY 2024 QUARTERLY INDEX REVIEW

Announcement date : February 12, 2024, All changes will be made as of the close of February 29, 2024, Effective date March 01, 2024

### INDONESIA

- MSCI Global Standard Indexes List

Additions : -

Deletions : -

- MSCI Small Cap Indexes List

Additions : BUMI, MIDI

Deletions : CUAN

### NEXT

May 2024 Index Review

o Announcement date: May 14, 2024

o Effective date: Jun 03, 2024

Sumber: Research Team Erdikha Elit Sekuritas

## KETERANGAN

- PER** : PER saat ini dibawah 10 kali
- YTD (%)** : Kinerja harga saat ini dibandingkan dengan harga saham awal tahun
- 52W Low** : **Harga terendah** selama 52 Minggu terakhir
- 52W High** : **Harga tertinggi** selama 52 Minggu terakhir














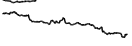

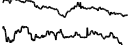








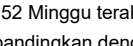

# IDX80 PERFORMANCE



Friday, May 3, 2024

260

CODE	PRICE	Daily (%)	PER	52 WEEK PRICE PERFORMANCE	YTD (%)	PRICE	%	52W Low	CURRENT POSITION	52W High	%			
79	TPIA	7,825	3.30%	#N/A	TPIA		49.05%	TPIA	7,825	292%	1,995	▼	8,375	-7%
	BRIS	2,540	-3.79%	21	BRIS		45.98%	BRIS	2,540	75%	1,450	▼	2,960	-14%
47	ESSA	745	-4.49%	23	ESSA		40.57%	ESSA	745	55%	480	▼	830	-10%
	SIDO	715	-2.05%	21	SIDO		36.19%	SIDO	715	50%	478	▼	815	-12%
78	TINS	860	-5.49%	#N/A	TINS		33.33%	TINS	860	65%	520	▼	1,095	-21%
	PGAS	1,460	-0.68%	8	PGAS		29.20%	PGAS	1,460	38%	1,060	▼	1,535	-5%
48	ACES	910	-2.67%	20	ACES		26.39%	ACES	910	106%	442	▼	995	-9%
	EXCL	2,420	-2.02%	20	EXCL		21.00%	EXCL	2,420	43%	1,695	▼	2,640	-8%
10	PTBA	2,890	-4.62%	5	PTBA		18.44%	PTBA	2,890	26%	2,300	▼	4,060	-29%
	ISAT	10,900	-0.91%	20	ISAT		16.27%	ISAT	10,900	55%	7,050	▼	12,250	-11%
15	GJTL	1,190	2.15%	4	GJTL		14.98%	GJTL	1,190	89%	630	▼	1,490	-20%
	ADRO	2,730	0.74%	3	ADRO		14.71%	ADRO	2,730	36%	2,010	▼	3,100	-12%
50	SMIL	138	10.40%	15	SMIL		14.05%	SMIL	138	42%	97	▼	230	-40%
	MEDC	1,315	-2.59%	5	MEDC		13.85%	MEDC	1,315	57%	840	▼	1,705	-23%
38	AKRA	1,650	-1.49%	12	AKRA		11.86%	AKRA	1,650	31%	1,255	▼	1,865	-12%
	ELSA	434	1.40%	6	ELSA		11.86%	ELSA	434	39%	312	▼	460	-6%
14	INKP	9,225	-1.60%	8	INKP		10.81%	INKP	9,225	34%	6,900	▼	11,850	-22%
	TKIM	7,875	0.64%	9	TKIM		7.88%	TKIM	7,875	41%	5,600	▼	10,375	-24%
5	UNTR	24,300	-2.11%	4	UNTR		7.40%	UNTR	24,300	16%	20,925	▼	28,775	-16%
	PNLF	282	-3.42%	6	PNLF		6.82%	PNLF	282	17%	242	▼	334	-16%
12	JSMR	5,125	-5.09%	5	JSMR		5.24%	JSMR	5,125	57%	3,260	▼	5,700	-10%
	BMRI	6,325	-8.33%	9	BMRI		4.55%	BMRI	6,325	28%	4,950	▼	7,500	-16%
52	PGEO	1,205	-1.23%	19	PGEO		2.99%	PGEO	1,205	63%	740	▼	1,680	-28%
	BBTN	1,280	-3.03%	5	BBTN		2.40%	BBTN	1,280	8%	1,180	▼	1,610	-20%
50	BBCA	9,550	-2.55%	24	BBCA		1.60%	BBCA	9,550	11%	8,600	▼	10,400	-8%
	HRUM	1,350	-4.26%	7	HRUM		1.12%	HRUM	1,350	26%	1,075	▼	1,945	-31%
66	MIKA	2,850	-1.72%	41	MIKA		0.00%	MIKA	2,850	17%	2,430	▼	3,100	-8%
	ADMR	1,355	0.74%	8	ADMR		-0.37%	ADMR	1,355	83%	740	▼	1,600	-15%
40	ICBP	10,475	-3.68%	17	ICBP		-0.95%	ICBP	10,475	9%	9,600	▼	11,925	-12%
	INDY	1,420	-1.05%	4	INDY		-1.05%	INDY	1,420	11%	1,285	▼	2,570	-45%
43	JPFA	1,160	1.31%	15	JPFA		-1.69%	JPFA	1,160	13%	1,025	▼	1,410	-18%
	AMRT	2,870	-2.05%	35	AMRT		-2.05%	AMRT	2,870	15%	2,490	▼	3,030	-5%
25	MPMX	1,025	-0.49%	9	MPMX		-2.38%	MPMX	1,025	6%	970	▼	1,330	-23%
	ITMG	24,900	-1.29%	3	ITMG		-2.92%	ITMG	24,900	13%	22,125	▼	33,350	-25%
62	CPIN	4,860	-1.82%	29	CPIN		-3.28%	CPIN	4,860	10%	4,410	▼	5,800	-16%
	CTRA	1,130	-6.22%	11	CTRA		-3.42%	CTRA	1,130	16%	975	▼	1,335	-15%
21	INDF	6,225	-0.40%	7	INDF		-3.49%	INDF	6,225	3%	6,025	▼	7,550	-18%
	MYOR	2,400	0.00%	17	MYOR		-3.61%	MYOR	2,400	7%	2,250	▼	2,900	-17%
63	ASSA	760	-1.94%	27	ASSA		-3.80%	ASSA	760	11%	685	▼	1,420	-46%
	INCO	4,120	-3.06%	9	INCO		-4.41%	INCO	4,120	14%	3,610	▼	7,100	-42%
76	MDKA	2,580	-1.90%	#N/A	MDKA		-4.44%	MDKA	2,580	25%	2,060	▼	3,970	-35%
	PTPP	406	-3.33%	5	PTPP		-5.14%	PTPP	406	1%	402	▼	835	-51%
53	MAPA	775	-1.90%	16	MAPA		-5.49%	MAPA	775	68%	460	▼	1,170	-34%
	MBMA	525	-4.55%	461	MBMA		-6.25%	MBMA	525	10%	476	▼	940	-44%
26	ERAA	396	-1.98%	8	ERAA		-7.04%	ERAA	396	21%	326	▼	545	-27%
	ENRG	204	-0.97%	5	ENRG		-7.27%	ENRG	204	6%	193	▼	302	-32%
57	KLBF	1,490	2.41%	25	KLBF		-7.45%	KLBF	1,490	8%	1,375	▼	2,200	-32%
	WIFI	142	-2.74%	5	WIFI		-7.79%	WIFI	142	11%	128	▼	280	-49%
19	ASII	5,175	0.49%	6	ASII		-8.41%	ASII	5,175	6%	4,870	▼	7,000	-26%
	TBIG	1,900	-3.80%	27	TBIG		-9.09%	TBIG	1,900	19%	1,600	▼	2,300	-17%
33	BBNI	4,830	-8.00%	9	BBNI		-10.14%	BBNI	4,830	12%	4,313	▼	6,250	-23%
	BMTR	240	2.56%	6	BMTR		-10.45%	BMTR	240	9%	220	▼	388	-38%
17	AUTO	2,100	0.96%	5	AUTO		-11.02%	AUTO	2,100	18%	1,785	▼	3,620	-42%

BRMS	151	-1.31%	93	BRMS		-11.18%	BRMS	151	32%	114	▼	226	-33%
SMRA	510	-0.97%	11	SMRA		-11.30%	SMRA	510	6%	480	▼	740	-31%
ANTM	1,510	-7.93%	12	ANTM		-11.44%	ANTM	1,510	7%	1,405	▼	2,150	-30%
GGRM	17,900	-1.78%	6	GGRM		-11.93%	GGRM	17,900	0%	17,875	▼	30,050	-40%
BFIN	1,055	0.48%	11	BFIN		-12.45%	BFIN	1,055	10%	955	▼	1,535	-31%
MNCN	336	7.01%	4	MNCN		-12.95%	MNCN	336	18%	284	▼	715	-53%
PWON	392	-2.49%	9	PWON		-13.66%	PWON	392	2%	384	▼	525	-25%
BSDE	930	0.00%	10	BSDE		-13.89%	BSDE	930	7%	870	▼	1,235	-25%
SRTG	1,410	0.00%	#N/A	SRTG		-14.02%	SRTG	1,410	4%	1,350	▼	1,990	-29%
HEAL	1,280	0.39%	36	HEAL		-14.09%	HEAL	1,280	21%	1,060	▼	1,575	-19%
BBRI	4,760	-3.64%	12	BBRI		-16.86%	BBRI	4,760	2%	4,680	▼	6,450	-26%
MTEL	570	0.00%	23	MTEL		-19.15%	MTEL	570	1%	565	▼	770	-26%
MAPI	1,440	-8.57%	13	MAPI		-19.55%	MAPI	1,440	5%	1,365	▼	2,070	-30%
TOWR	790	-1.86%	12	TOWR		-20.20%	TOWR	790	3%	770	▼	1,130	-30%
TLKM	3,120	-1.58%	13	TLKM		-21.01%	TLKM	3,120	5%	2,960	▼	4,240	-26%
INTP	7,225	-6.77%	13	INTP		-23.14%	INTP	7,225	2%	7,100	▼	11,500	-37%
BRPT	1,000	-1.96%	220	BRPT		-24.81%	BRPT	1,000	41%	710	▼	1,950	-49%
UNVR	2,640	0.76%	21	UNVR		-25.21%	UNVR	2,640	13%	2,330	▼	4,630	-43%
SMGR	4,740	1.50%	15	SMGR		-25.94%	SMGR	4,740	3%	4,580	▼	7,250	-35%
GOTO	63	0.00%	#N/A	GOTO		-26.74%	GOTO	63	17%	54	▼	147	-57%
SCMA	123	-4.65%	23	SCMA		-27.65%	SCMA	123	5%	117	▼	177	-31%
ARTO	2,060	-4.19%	373	ARTO		-28.97%	ARTO	2,060	35%	1,530	▼	3,860	-47%
BTPS	1,175	-3.29%	8	BTPS		-30.47%	BTPS	1,175	15%	1,020	▼	2,350	-50%
EMTK	378	-2.07%	#N/A	EMTK		-35.93%	EMTK	378	8%	350	▼	805	-53%
PTMP	121	-2.42%	46	PTMP		-40.10%	PTMP	121	78%	68	▼	338	-64%
BUKA	124	-4.62%	#N/A	BUKA		-42.59%	BUKA	124	9%	114	▼	268	-54%

Sumber: Research Team Erdikha Elit Sekuritas

## KETERANGAN

<b>52W Low</b>	:	<b>Harga terendah</b> selama 52 Minggu terakhir
<b>52W High</b>	:	<b>Harga tertinggi</b> selama 52 Minggu terakhir
<b>YTD (%)</b>	:	Kinerja harga saat ini dibandingkan dengan harga saham awal tahun
<b>PER</b>	:	PER saat ini dibawah 10 kali

**IDX80** adalah Indeks yang mengukur kinerja harga dari 80 saham yang memiliki likuiditas tinggi dan kapitalisasi pasar besar serta didukung oleh fundamental perusahaan yang baik.

# ECONOMIC CALENDAR



Thursday May 02 2024		Actual	Previous	Consensus	Forecast
<b>1:00 AM</b>	US	<u>Fed Interest Rate Decision</u>	5.50%	5.50%	5.50%
<b>1:30 AM</b>	US	<u>Fed Press Conference</u>			
7:30 AM	ID	<u>S&amp;P Global Manufacturing PMI APR</u>	54.2		54.1
<b>11:00 AM</b>	ID	<u>Inflation Rate YoY APR</u>	3.05%		3.40%
11:00 AM	ID	<u>Core Inflation Rate YoY APR</u>	1.77%		1.90%
11:00 AM	ID	<u>Inflation Rate MoM APR</u>	0.52%		0.80%
12:00 PM	ID	<u>Tourist Arrivals YoY MAR</u>	38.24%		20.00%
6:30 PM	US	<u>Challenger Job Cuts APR</u>	90.309K		91.0K
<b>7:30 PM</b>	US	<u>Balance of Trade MAR</u>	<b>-\$68.9B</b>	<u>-\$69.3B</u>	<u>-\$69.0B</u>
<b>7:30 PM</b>	US	<u>Exports MAR</u>	<b>\$263.0B</b>		<u>\$260.0B</u>
<b>7:30 PM</b>	US	<u>Imports MAR</u>	<b>\$331.9B</b>		<u>\$329.0B</u>
<b>7:30 PM</b>	US	<u>Initial Jobless Claims APR/27</u>	207K	212K	207K
<b>7:30 PM</b>	US	<u>Nonfarm Productivity QoQ Prel Q1</u>	3.20%	0.80%	1.70%
<b>7:30 PM</b>	US	<u>Unit Labour Costs QoQ Prel Q1</u>	0.40%	3.20%	1.80%
7:30 PM	US	<u>Continuing Jobless Claims APR/20</u>	1781K		1782.0K
7:30 PM	US	<u>Jobless Claims 4-week Average APR/27</u>	213.25K		214K
Friday May 03 2024		Actual	Previous	Consensus	Forecast
<b>7:30 PM</b>	US	<u>Non Farm Payrolls APR</u>	303K	243K	190.0K
<b>7:30 PM</b>	US	<u>Unemployment Rate APR</u>	3.80%	3.80%	3.80%
<b>7:30 PM</b>	US	<u>Average Hourly Earnings MoM APR</u>	0.30%	0.30%	0.30%
<b>7:30 PM</b>	US	<u>Average Hourly Earnings YoY</u>	4.10%		4.10%
<b>7:30 PM</b>	US	<u>Participation Rate APR</u>	62.70%		62.70%
7:30 PM	US	<u>Average Weekly Hours APR</u>	34.4	34.4	34.4
7:30 PM	US	<u>Government Payrolls APR</u>	71K		29.0K
7:30 PM	US	<u>Manufacturing Payrolls APR</u>	0K	7K	2.0K
7:30 PM	US	<u>Nonfarm Payrolls Private APR</u>	232K	180K	161.0K
7:30 PM	US	<u>U-6 Unemployment Rate</u>	7.30%		7.30%
<b>8:45 PM</b>	US	<u>S&amp;P Global Composite PMI Final APR</u>	52.1		50.9
<b>8:45 PM</b>	US	<u>S&amp;P Global Services PMI Final APR</u>	51.7	50.9	50.9
<b>9:00 PM</b>	US	<u>ISM Services PMI APR</u>	51.4	52	51.8
9:00 PM	US	<u>ISM Services Business Activity APR</u>	57.4		56.4
9:00 PM	US	<u>ISM Services Employment APR</u>	48.5		48.6
9:00 PM	US	<u>ISM Services New Orders APR</u>	54.4		53
9:00 PM	US	<u>ISM Services Prices APR</u>	53.4		53.5

# CORPORATE ACTION



Friday, May 3, 2024

## Cash Dividend

BNGA | BNLI | HAIS | EAST  
[Distribution]

## Cash Dividend

XCID | CINT | BELL  
[Recording]

## Cash Dividend

ASRM | ASGR | AALI | MPXL | HMSP | SCNP  
[Ex]

## Cash Dividend

MKTR | HRTA | KEJU | UNTR | CBUT  
[Cum]

## Waran

LUCY-W  
[Maturity]

## IPO

DATA  
[Offering End]

## Public Expose

EXCL

## RUPS

KING | TLKM | EXCL | SMGR

## CBUT - Cash Dividend Rp 9.23

Cum Date: 03/05/2024  
Ex Date: 06/05/2024  
Recording Date: 07/05/2024  
Payment Date: 22/05/2024

## EXCL - RUPST

Date :03/05/2024  
Time :08:00

Venue : Gedung XL Axiata Tower, Jl. H.R. Rasuna Said X5 Kav. 11-12, Kuningan Timur Setiabudi, Jakarta

## HRTA - Cash Dividend Rp 15

Cum Date: 03/05/2024  
Ex Date: 06/05/2024  
Recording Date: 07/05/2024  
Payment Date: 22/05/2024

## KEJU - Cash Dividend Rp 53

Cum Date: 03/05/2024  
Ex Date: 06/05/2024  
Recording Date: 07/05/2024  
Payment Date: 17/05/2024

## MKTR - Cash Dividend Rp 1

Cum Date: 03/05/2024  
Ex Date: 06/05/2024  
Recording Date: 07/05/2024  
Payment Date: 22/05/2024

## SMGR - RUPST

Date :03/05/2024  
Time :14:00  
Venue: Jakarta

## TLKM - RUPST

Date :03/05/2024  
Time :13:30  
Venue: Ballroom Hotel Four Season, Jakarta

## UNTR - Cash Dividend Rp 1569

Cum Date: 03/05/2024  
Ex Date: 06/05/2024  
Recording Date: 07/05/2024  
Payment Date: 22/05/2024

Friday, May 3, 2024

## LQ 45 Performance

### \*Top Gainer\*

KLBF 1,490 (2.4%)  
SMGR 4,740 (1.4%)  
UNVR 2,640 (0.7%)  
ADRO 2,730 (0.7%)  
ASII 5,175 (0.4%)

### \*Top Volume\*

GOTO 63 (16 Mn Lot)  
BBRI 4,760 (6.3 Mn Lot)  
BMRI 6,325 (5 Mn Lot)  
BUKA 124 (2.3 Mn Lot)  
BRPT 1,000 (2.1 Mn Lot)

### \*Top Frekuensi\*

BBRI 4,760 (137k x)  
BMRI 6,325 (105k x)  
BBNI 4,830 (44k x)  
BBCA 9,550 (32k x)  
ANTM 1,510 (25k x)

### \*Top Loser\*

MAPI 1,440 (-8.5%)  
BMRI 6,325 (-8.3%)  
BBNI 4,830 (-8%)  
ANTM 1,510 (-7.9%)  
INTP 7,225 (-6.7%)

### \*Top Value\*

BMRI 6,325 (3186.9 IDR Bn)  
BBRI 4,760 (3042.3 IDR Bn)  
BBCA 9,550 (935.6 IDR Bn)  
BBNI 4,830 (900.8 IDR Bn)  
ASII 5,175 (526.1 IDR Bn)

## All Stock Performance

### \*Top Gainer\*

TRGU 204 (34.2%)  
NASI 93 (20.7%)  
MSKY 71 (18.3%)  
OKAS 94 (17.5%)  
LAPD 8 (14.2%)

### \*Top Volume\*

GOTO 63 (16 Mn Lot)  
DOOH 56 (6.6 Mn Lot)  
BBRI 4,760 (6.3 Mn Lot)  
BMRI 6,325 (5 Mn Lot)  
BIPI 84 (4.5 Mn Lot)

### \*Top Frekuensi\*

BBRI 4,760 (137k x)  
BMRI 6,325 (105k x)  
BBNI 4,830 (44k x)  
BBCA 9,550 (32k x)  
ATLA 212 (30k x)

### \*Top Loser\*

ATLA 212 (-24.8%)  
FITT 452 (-22%)  
DADA 5 (-16.6%)  
NINE 5 (-16.6%)  
GOLD 330 (-11.7%)

### \*Top Value\*

BMRI 6,325 (3186.9 IDR Bn)  
BBRI 4,760 (3042.3 IDR Bn)  
BBCA 9,550 (935.6 IDR Bn)  
BBNI 4,830 (900.8 IDR Bn)  
ASII 5,175 (526.1 IDR Bn)



## JAKARTA (Head Office)

Gedung Sucaco Lt 3  
JL. Kebon Sirih Kav. 71  
Jakarta Pusat – 10340  
Telp : +622139836420

## SEMARANG

JL. Sembodro No. 12A, Plomblokan  
Kec. Semarang Utara, Kota Semarang  
Jawa Tengah – 50171  
WA : +6281808054623  
Telp : +62243512068

## SURABAYA

Ruko Galeri Bukit Indah  
(Pakuwon Indah) RK03-001, Kel. Lontar  
Kec. Sambikerep, Surabaya, Jawa Timur  
WA : +62 856-7279-999  
Telp : +623198700528

**Telp** : +62 21 3983 6420

**Fax** : +62 21 3983 6422

**Email:**

[admin.aonline@erdikha.com](mailto:admin.aonline@erdikha.com)

[aof.elit@erdikha.com](mailto:aof.elit@erdikha.com)

Career: [hrd@erdikha.com](mailto:hrd@erdikha.com)

Disclaimer :

The information contained herein has been compiled from sources that we believe to be reliable. No warranty (express or implied) is made to the accuracy or completeness of the information. All opinions and estimates included in this report constitute our judgment as of this date, without regards to its fairness, and are subject to change without notice. This document has been prepared for general information only, without regards to the specific objectives, financial situation and needs of any particular person who may receive it. No responsibility or liability whatsoever or howsoever arising is accepted in relation to the contents hereof by any company mentioned herein, or any their respective directors, officers or employees. This document is not an offer to sell or a solicitation to buy any securities. This firms and its affiliates and their officers and employees may have a position, make markets, act as principal or engage in transaction in securities or related investments of any company mentioned herein, may perform services for or solicit business from any company mentioned herein, and may have acted upon or used any of the recommendations herein before they have been provided to you. Available only to person having professional experience in matters relating to investments.