

IHSG	7,136
Change (%)	0.02%
Net Foreign	1.18 T
Support	7100
Resistance	7160

Sectoral	Last
IDXBASIC.JK	1,333
IDXCYCLIC.JK	756
IDXENERGY.JK	2,222
IDXFINANCE.JK	1,399
IDXHEALTH.JK	1,415
IDXNONCYC.JK	696
IDXINDUST.JK	1,043
IDXINFRA.JK	1,616
IDXPROPERT.JK	633
IDXTECHNO.JK	3,414
IDXTRANS.JK	1,315

Commodities	Last	Change %
Crude Oil Jun 24	78.9	0.52%
Brent Crude Oil	83.8	0.56%
Gold Jun 24	2336.7	0.24%
Copper Jul 24	4.6	0.03%

Indeks	Close	Change %
Dow Jones Industrial Average	38,852	0.46%
S&P 500	5,181	1.03%
NASDAQ Composite	16,349	1.19%
FTSE 100	8,213	0.51%
DAX PERFORMANCE-INDEX	18,175	0.96%
SSE Composite Index	3,141	1.16%
HANG SENG INDEX	18,578	0.55%
Nikkei 225	38,675	1.15%

Indikator	Tingkat
GDP Growth Rate	-0.83 percent
GDP Annual Growth Rate	5.11 percent
Unemployment Rate	4.82 percent
Inflation Rate	3 percent
Inflation Rate MoM	0.25 percent
Interest Rate	6.25 percent
Balance of Trade	4473 USD Million
Current Account	-1290 USD Million
Current Account to GDP	-0.3 percent of GDP
Government Debt to GDP	39.9 percent of GDP
Government Budget	-1.65 percent of GDP
Business Confidence	14.11 points
Manufacturing PMI	52.9 points



Source: Trading View, Divisi Research Erdikha

NEWS HIGHLIGHT
- Menukik 49 Persen, Maret 2024 Laba Bayan (BYAN) Sisa USD210 Juta
- Ambles 35,8 Persen, Laba Indocement (INTP) Tersisa Rp238M di Kuartal I
- Direktur! Lego 10,6 Juta Saham Emiten Hermanto Tanoko (PEVE)
- Pakai Kas, GOTO Bakal Realisasikan Buyback Saham Rp3,2T Bulan Depan
- Maybank (BNII) Boncos Rp227 Miliar di Kuartal I-2024

NEWS MARKET
SENTIMEN GLOBAL
* Pasar saham global bergerak positif pada perdagangan sebelumnya. Indeks S&P 500, Eurostoxx, dan Shanghai komposit masing-masing bergerak sebesar +1.03%, +0.73%, dan +1.16%.
* Obligasi AS tenor acuan 10 tahun ditutup turun dari 4.50% ke 4.49%. Pergerakan pasar dipengaruhi oleh Risaiah Pejabat The Fed yang higher for longer, Rilis Data Ekonomi global yang positif.

SENTIMEN DOMESTIK
* Faktor global juga mempengaruhi pergerakan pasar di level domestik. Rupiah terapresiasi 0.26% ke level 16,042.
* Imbal hasil obligasi negara tenor acuan 10 tahun stagnan dari 6.99% ke 6.99% dan IHSG +0.02%. Pergerakan pasar dipengaruhi Rilis Data Pertumbuhan Indonesia yang diatas ekspektasi pasar.

SENTIMEN MAKRO
* Penanaman Modal Asing, PMA ke Indonesia tidak termasuk investasi di sektor perbankan dan minyak & gas, meningkat 15.50% dari tahun sebelumnya ke rekor tertinggi Rp 204,4 triliun (\$12,59 miliar) pada Triwulan I tahun 2024, meningkat tajam dari kenaikan 5.30% pada kuartal sebelumnya, yang merupakan kenaikan paling kecil dalam tiga tahun terakhir, setelah pemilihan umum pada bulan Februari 2024.
* Inflasi, Badan Pusat Statistik (BPS) melaporkan inflasi Indonesia pada April 2024 mulai melandai jika dibandingkan dengan bulan sebelumnya. Inflasi pada April 2024 sebesar 0.25% secara bulanan, lebih rendah dibandingkan dengan kondisi inflasi pada Maret 2024 yang sebesar 0.52%.
* PDB, Perekonomian Indonesia tumbuh sebesar 5.11% YoY di 1Q24 (vs 5.04% YoY periode sebelumnya), di atas proyeksi kami sebesar 5.02-5.05% YoY dan di atas konsensus pasar sebesar 5.00%. Secara triwulanan, ekonomi Indonesia mengalami kontraksi sebesar -0.83% QOQ pada 1Q24.

KOMODITAS
* Minyak mentah, Perdagangan minyak mentah menguat di tengah kebingungan mengenai pembicaraan gencatan senjata menyusul laporan bahwa Hamas telah menerima proposal gencatan senjata dari Qatar dan Mesir.
* Emas, Perdagangan emas melemah Emas menguat mengantisipasi pernyataan dari berbagai pejabat Fed yang akan dirilis minggu ini untuk mencari isyarat lebih lanjut mengenai jadwal penurunan suku bunga potensial, terutama dalam kaitannya dengan angka-angka data tenaga kerja AS.
* Batu bara, Perdagangan batu bara menguat di tengah permintaan yang semakin kuat dari konsumen utama yaitu China dan India.

PEKAN INI
* Pada perdagangan sebelumnya, Indeks Harga Saham Gabungan (IHSG) ditutup di tutup menguat dengan volume lebih besar dari hari kemarin.
* Penguatan IHSG berpotensi menguji resistance 7.160, penembusan level ini membuka peluang menuju 7.200.
* Investor asing mencatat net sell atau jual bersih Rp1,180.32 miliar di seluruh pasar pada perdagangan sebelumnya.
* Investor dapat melakukan aksi buy on weakness pada beberapa saham big caps yang mengalami koreksi diantaranya sektor perbankan. Sedangkan pada obligasi, saat ini masih menjadi waktu yang tepat untuk mengoleksi SUN tenor jangka pendek sebagai langkah mengantisipasi risiko.

Source: IDX, Kontan, Investing, Tradingeconomics, Reuters.

Stock Recommendation						
Stock	Last Price	Recommendation	TP 1	TP 2	Stop Loss	Commentary
BRIS	2,790	Trading Buy	2,840	2,920	2,700	Ascending Triangle, entry level: 2710-2790
ADRO	2,850	Buy on Weakness	2,900	2,990	2,760	Bullish Continuation, entry level: 2760-2850
INCO	4,290	Buy on Weakness	4,370	4,500	4,160	Consolidation, entry level: 4170-4290
JPFA	1,275	Hold	1,300	1,335	1,235	Bullish Continuation
GOTO	69	Hold	70	72	66	Oversold

LQ45 PRICE PERFORMANCE



Tuesday, May 7, 2024

CODE	PRICE	Daily (%)	PER		52 WEEK PRICE PERFORMANCE	YTD (%)		PRICE	%	52W Low	CURRENT POSITION	52W High	%
BRIS	2,790	6.08%	23			60.34%		2,790	92%	1,450	▼	2,960	-6%
ESSA	785	0.64%	24			48.11%		785	64%	480	▼	830	-5%
SIDO	720	0.00%	21			37.14%		720	51%	478	▼	810	-11%
PGAS	1,505	-0.66%	7			33.19%		1,505	42%	1,060	▼	1,535	-2%
ACES	875	-0.57%	20			21.53%		875	84%	476	▼	995	-12%
EXCL	2,410	-2.82%	20			20.50%		2,410	35%	1,790	▼	2,640	-9%
PTBA	2,930	0.00%	6			20.08%		2,930	27%	2,300	▼	4,060	-28%
ADRO	2,850	4.40%	3			19.75%		2,850	42%	2,010	▼	2,990	-5%
PGEO	1,335	9.88%	21			14.10%		1,335	80%	740	▼	1,680	-21%
AKRA	1,680	1.82%	12			13.90%		1,680	34%	1,255	▼	1,865	-10%
MEDC	1,315	0.38%	5			13.85%		1,315	57%	840	▼	1,705	-23%
INKP	9,450	1.34%	8			13.51%		9,450	37%	6,900	▼	11,850	-20%
CPIN	5,300	6.00%	31			5.47%		5,300	20%	4,410	▼	5,800	-9%
BBCA	9,800	-0.51%	24			4.26%		9,800	14%	8,600	▼	10,400	-6%
HRUM	1,385	0.73%	8			3.75%		1,385	29%	1,075	▼	1,945	-29%
BMRI	6,275	2.03%	9			3.72%		6,275	27%	4,950	▼	7,500	-16%
BBTN	1,290	1.98%	5			3.20%		1,290	9%	1,180	▼	1,610	-20%
ICBP	10,850	0.00%	18			2.60%		10,850	13%	9,600	▼	11,925	-9%
INCO	4,290	5.41%	10			-0.46%		4,290	19%	3,610	▼	7,100	-40%
UNTR	22,400	0.08%	4			-0.99%		22,400	7%	20,925	▼	28,775	-22%
AMRT	2,900	0.00%	35			-1.02%		2,900	16%	2,490	▼	3,030	-4%
MDKA	2,630	2.73%	#N/A			-2.59%		2,630	28%	2,060	▼	3,580	-27%
INDF	6,225	0.00%	7			-3.49%		6,225	3%	6,025	▼	7,550	-18%
ITMG	24,500	-1.31%	3			-4.48%		24,500	11%	22,125	▼	31,425	-22%
MBMA	525	0.00%	464			-6.25%		525	10%	476	▼	940	-44%
KLBF	1,455	-2.35%	23			-9.63%		1,455	6%	1,375	▼	2,200	-34%
ASII	5,100	-2.39%	6		#N/A	-9.73%		5,100	5%	4,870	▼	7,000	-27%
BBNI	4,810	-0.41%	9		#N/A	-10.51%		4,810	12%	4,313	▼	6,250	-23%
ANTM	1,515	1.68%	22			-11.14%		1,515	8%	1,405	▼	2,120	-29%
GGRM	17,950	0.14%	6			-11.69%		17,950	0%	17,875	▼	30,050	-40%
SRTG	1,435	-0.69%	#N/A			-12.50%		1,435	6%	1,350	▼	1,990	-28%
BBRI	4,790	0.84%	12			-16.33%		4,790	2%	4,680	▼	6,450	-26%
MTEL	575	3.60%	24			-18.44%		575	5%	550	▼	770	-25%
TOWR	800	0.00%	12			-19.19%		800	4%	770	▼	1,130	-29%
MAPI	1,445	-2.69%	13			-19.27%		1,445	3%	1,400	▼	2,070	-30%
GOTO	69	4.55%	#N/A			-19.77%		69	28%	54	▼	147	-53%
TLKM	3,050	-3.48%	12			-22.78%		3,050	3%	2,960	▼	4,240	-28%
ARTO	2,220	5.21%	402			-23.45%		2,220	45%	1,530	▼	3,860	-42%
INTP	7,125	-1.04%	13			-24.20%		7,125	1%	7,025	▼	11,500	-38%
BRPT	1,005	2.55%	222			-24.44%		1,005	42%	710	▼	1,950	-48%
UNVR	2,600	0.00%	20		#N/A	-26.35%		2,600	12%	2,330	▼	4,630	-44%
SMGR	4,700	1.51%	15			-26.56%		4,700	3%	4,580	▼	7,250	-35%
EMTK	400	6.38%	#N/A			-32.20%		400	14%	350	▼	805	-50%
PTMP	120	-0.83%	45			-40.59%		120	76%	68	▼	338	-64%
BUKA	120	-2.44%	#N/A			-44.44%		120	5%	114	▼	268	-55%

Sumber: Research Team Erdikha Elit Sekuritas

KETERANGAN

PER : PER saat ini dibawah 10 kali

YTD (%) : Kinerja harga saat ini dibandingkan dengan harga saham awal tahun 45 saham yang memiliki likuiditas tinggi dan kapitalisasi pasar

52W Low : **Harga terendah** selama 52 Minggu terakhir

52W High : **Harga tertinggi** selama 52 Minggu terakhir

LQ45 adalah Indeks yang mengukur kinerja harga dari besar serta didukung oleh fundamental perusahaan yang baik.

MSCI PRICE PERFORMANCE



Tuesday, May 7, 2024

CODE	PRICE	Daily (%)	PER		52 WEEK PRICE PERFORMANCE	YTD (%)		PRICE	%	52W Low	CURRENT POSITION	52W High	%
1 AMMN	9,900	1.28%	167	AMMN		51.15%	AMMN	9,900	482%	1,700		9,975	-1%
2 ADRO	2,850	4.40%	3	ADRO		19.75%	ADRO	2,850	42%	2,010		2,990	-5%
3 INKP	9,450	1.34%	8	INKP		13.51%	INKP	9,450	37%	6,900		11,850	-20%
4 CPIN	5,300	6.00%	31	CPIN		5.47%	CPIN	5,300	20%	4,410		5,800	-9%
5 BBKA	9,800	-0.51%	24	BBKA		4.26%	BBKA	9,800	14%	8,600		10,400	-6%
6 BMRI	6,275	2.03%	9	BMRI		3.72%	BMRI	6,275	27%	4,950		7,500	-16%
7 ICBP	10,850	0.00%	18	ICBP		2.60%	ICBP	10,850	13%	9,600		11,925	-9%
8 UNTR	22,400	0.08%	4	UNTR		-0.99%	UNTR	22,400	7%	20,925		28,775	-22%
9 AMRT	2,900	0.00%	35	AMRT		-1.02%	AMRT	2,900	16%	2,490		3,030	-4%
10 MDKA	2,630	2.73%	#N/A	MDKA		-2.59%	MDKA	2,630	28%	2,060		3,580	-27%
11 INDF	6,225	0.00%	7	INDF		-3.49%	INDF	6,225	3%	6,025		7,550	-18%
12 KLBF	1,455	-2.35%	23	KLBF		-9.63%	KLBF	1,455	6%	1,375		2,200	-34%
13 ASII	5,100	-2.39%	6	ASII	#N/A	-9.73%	ASII	5,100	5%	4,870		7,000	-27%
14 BBNI	4,810	-0.41%	9	BBNI	#N/A	-10.51%	BBNI	4,810	12%	4,313		6,250	-23%
15 ANTM	1,515	1.68%	22	ANTM		-11.14%	ANTM	1,515	8%	1,405		2,120	-29%
16 BBRI	4,790	0.84%	12	BBRI		-16.33%	BBRI	4,790	2%	4,680		6,450	-26%
17 TOWR	800	0.00%	12	TOWR		-19.19%	TOWR	800	4%	770		1,130	-29%
18 GOTO	69	4.55%	#N/A	GOTO		-19.77%	GOTO	69	28%	54		147	-53%
19 TLKM	3,050	-3.48%	12	TLKM		-22.78%	TLKM	3,050	3%	2,960		4,240	-28%
20 BRPT	1,005	2.55%	222	BRPT		-24.44%	BRPT	1,005	42%	710		1,950	-48%
21 UNVR	2,600	0.00%	20	UNVR	#N/A	-26.35%	UNVR	2,600	12%	2,330		4,630	-44%
22 SMGR	4,700	1.51%	15	SMGR		-26.56%	SMGR	4,700	3%	4,580		7,250	-35%

Sector Weights for Monday, March 18, 2024

Sector Name	Weight%
Financials	62.21
Communication Services	10
Consumer Staples	7.73
Materials	7.52
Industrials	4.89
Energy	3.47
Consumer Discretionary	2.79
Health Care	1.41

Industry Group Weights for Monday, March 18, 2024

Industry Group Name	Weight%
Banks	62.21
Telecommunication Services	10
Materials	7.52
Capital Goods	4.89
Food Beverage & Tobacco	4.28
Energy	3.47
Consumer Discretionary Distribution & Retail	2.79
Consumer Staples Distribution & Retail	2.51
Pharmaceuticals, Biotechnology & Life Sciences	1.41
Household & Personal Products	0.94

MSCI FEBRUARY 2024 QUARTERLY INDEX REVIEW

Announcement date : February 12, 2024, All changes will be made as of the close of February 29, 2024, Effective date March 01, 2024

INDONESIA

- MSCI Global Standard Indexes List
 Additions : -
 Deletions : -

- MSCI Small Cap Indexes List
 Additions : BUMI, MIDI
 Deletions : CUAN

NEXT

May 2024 Index Review
 o Announcement date: May 14, 2024
 o Effective date: Jun 03, 2024

Sumber: Research Team Erdikha Elit Sekuritas

KETERANGAN

- PER** : PER saat ini dibawah 10 kali
- YTD (%)** : Kinerja harga saat ini dibandingkan dengan harga saham awal tahun
- 52W Low** : **Harga terendah** selama 52 Minggu terakhir
- 52W High** : **Harga tertinggi** selama 52 Minggu terakhir

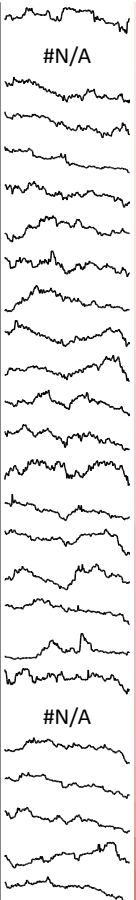

















































IDX80 PERFORMANCE



Tuesday, May 7, 2024

260

CODE	PRICE	Daily (%)	PER	52 WEEK PRICE PERFORMANCE	YTD (%)	PRICE	%	52W Low	CURRENT POSITION	52W High	%
BRIS	2,790	6.08%	23		60.34%	2,790	92%	1,450	▼	2,960	-6%
ESSA	785	0.64%	24		48.11%	785	64%	480	▼	830	-5%
TPIA	7,675	-0.97%	#N/A		46.19%	7,675	285%	1,995	▼	8,375	-8%
TINS	900	3.45%	#N/A		39.53%	900	73%	520	▼	1,095	-18%
SIDO	720	0.00%	21		37.14%	720	51%	478	▼	810	-11%
PGAS	1,505	-0.66%	7		33.19%	1,505	42%	1,060	▼	1,535	-2%
ACES	875	-0.57%	20		21.53%	875	84%	476	▼	995	-12%
EXCL	2,410	-2.82%	20		20.50%	2,410	35%	1,790	▼	2,640	-9%
PTBA	2,930	0.00%	6		20.08%	2,930	27%	2,300	▼	4,060	-28%
ADRO	2,850	4.40%	3		19.75%	2,850	42%	2,010	▼	2,990	-5%
SMIL	144	4.35%	15		19.01%	144	48%	97	▼	230	-37%
GJTL	1,185	0.00%	4		14.49%	1,185	88%	630	▼	1,490	-20%
ISAT	10,725	0.94%	19		14.40%	10,725	46%	7,325	▼	12,250	-12%
PGEO	1,335	9.88%	21		14.10%	1,335	80%	740	▼	1,680	-21%
AKRA	1,680	1.82%	12		13.90%	1,680	34%	1,255	▼	1,865	-10%
MEDC	1,315	0.38%	5		13.85%	1,315	57%	840	▼	1,705	-23%
INKP	9,450	1.34%	8		13.51%	9,450	37%	6,900	▼	11,850	-20%
TKIM	8,225	4.78%	9	#N/A	12.67%	8,225	47%	5,600	▼	10,375	-21%
JSMR	5,425	7.96%	6		11.40%	5,425	65%	3,290	▼	5,700	-5%
PNLF	294	0.68%	6		11.36%	294	21%	242	▼	334	-12%
ELSA	422	-1.40%	5		8.76%	422	35%	312	▼	460	-8%
JPFA	1,275	4.94%	16		8.05%	1,275	21%	1,050	▼	1,410	-10%
MIKA	3,060	2.34%	44		7.37%	3,060	26%	2,430	▼	3,110	-2%
CPIN	5,300	6.00%	31		5.47%	5,300	20%	4,410	▼	5,800	-9%
BBCA	9,800	-0.51%	24		4.26%	9,800	14%	8,600	▼	10,400	-6%
HRUM	1,385	0.73%	8		3.75%	1,385	29%	1,075	▼	1,945	-29%
BMRI	6,275	2.03%	9		3.72%	6,275	27%	4,950	▼	7,500	-16%
BBTN	1,290	1.98%	5		3.20%	1,290	9%	1,180	▼	1,610	-20%
ASSA	815	3.82%	28		3.16%	815	19%	685	▼	1,420	-43%
ICBP	10,850	0.00%	18		2.60%	10,850	13%	9,600	▼	11,925	-9%
CTRA	1,200	3.45%	12		2.56%	1,200	23%	975	▼	1,335	-10%
MAPA	825	1.23%	17		0.61%	825	65%	500	▼	1,170	-29%
INDY	1,435	2.87%	4		0.00%	1,435	12%	1,285	▼	2,380	-40%
INCO	4,290	5.41%	10		-0.46%	4,290	19%	3,610	▼	7,100	-40%
UNTR	22,400	0.08%	4		-0.99%	22,400	7%	20,925	▼	28,775	-22%
AMRT	2,900	0.00%	35		-1.02%	2,900	16%	2,490	▼	3,030	-4%
ADMR	1,345	1.13%	8		-1.10%	1,345	82%	740	▼	1,600	-16%
MDKA	2,630	2.73%	#N/A		-2.59%	2,630	28%	2,060	▼	3,580	-27%
MPMX	1,015	-0.49%	8		-3.33%	1,015	5%	970	▼	1,235	-18%
INDF	6,225	0.00%	7		-3.49%	6,225	3%	6,025	▼	7,550	-18%
ERAA	408	2.51%	8		-4.23%	408	25%	326	▼	545	-25%
ITMG	24,500	-1.31%	3		-4.48%	24,500	11%	22,125	▼	31,425	-22%
MYOR	2,360	0.43%	17	#N/A	-5.22%	2,360	5%	2,250	▼	2,900	-19%
MBMA	525	0.00%	464		-6.25%	525	10%	476	▼	940	-44%
PTPP	400	0.50%	5		-6.54%	400	1%	398	▼	835	-52%
SMRA	535	4.90%	12		-6.96%	535	11%	480	▼	740	-28%
WIFI	143	0.70%	6		-7.14%	143	12%	128	▼	280	-49%
MNCN	358	6.55%	5		-7.25%	358	26%	284	▼	715	-50%
ENRG	204	-0.97%	5		-7.27%	204	6%	193	▼	302	-32%
TBIG	1,925	0.00%	28		-7.89%	1,925	20%	1,600	▼	2,300	-16%
BMTR	244	2.52%	6		-8.96%	244	11%	220	▼	388	-37%
KLBF	1,455	-2.35%	23		-9.63%	1,455	6%	1,375	▼	2,200	-34%
ASII	5,100	-2.39%	6	#N/A	-9.73%	5,100	5%	4,870	▼	7,000	-27%

HEAL	1,335	-0.37%	38	HEAL		-10.40%	HEAL	1,335	26%	1,060		1,575	-15%
BBNI	4,810	-0.41%	9	BBNI	#N/A	-10.51%	BBNI	4,810	12%	4,313		6,250	-23%
PWON	404	4.12%	9	PWON		-11.01%	PWON	404	5%	384		525	-23%
ANTM	1,515	1.68%	22	ANTM		-11.14%	ANTM	1,515	8%	1,405		2,120	-29%
GGRM	17,950	0.14%	6	GGRM		-11.69%	GGRM	17,950	0%	17,875		30,050	-40%
BSDE	950	3.26%	10	BSDE		-12.04%	BSDE	950	9%	870		1,235	-23%
BRMS	149	-0.67%	92	BRMS		-12.35%	BRMS	149	31%	114		226	-34%
SRTG	1,435	-0.69%	#N/A	SRTG		-12.50%	SRTG	1,435	6%	1,350		1,990	-28%
AUTO	2,060	-0.96%	5	AUTO		-12.71%	AUTO	2,060	13%	1,815		3,620	-43%
BFIN	1,040	-3.70%	10	BFIN		-13.69%	BFIN	1,040	9%	955		1,535	-32%
BBRI	4,790	0.84%	12	BBRI		-16.33%	BBRI	4,790	2%	4,680		6,450	-26%
MTEL	575	3.60%	24	MTEL		-18.44%	MTEL	575	5%	550		770	-25%
TOWR	800	0.00%	12	TOWR		-19.19%	TOWR	800	4%	770		1,130	-29%
MAPI	1,445	-2.69%	13	MAPI		-19.27%	MAPI	1,445	3%	1,400		2,070	-30%
GOTO	69	4.55%	#N/A	GOTO		-19.77%	GOTO	69	28%	54		147	-53%
TLKM	3,050	-3.48%	12	TLKM		-22.78%	TLKM	3,050	3%	2,960		4,240	-28%
ARTO	2,220	5.21%	402	ARTO		-23.45%	ARTO	2,220	45%	1,530		3,860	-42%
INTP	7,125	-1.04%	13	INTP		-24.20%	INTP	7,125	1%	7,025		11,500	-38%
BRPT	1,005	2.55%	222	BRPT		-24.44%	BRPT	1,005	42%	710		1,950	-48%
SCMA	128	0.79%	24	SCMA		-24.71%	SCMA	128	9%	117		177	-28%
UNVR	2,600	0.00%	20	UNVR	#N/A	-26.35%	UNVR	2,600	12%	2,330		4,630	-44%
SMGR	4,700	1.51%	15	SMGR		-26.56%	SMGR	4,700	3%	4,580		7,250	-35%
BTPS	1,195	-0.42%	9	BTPS		-29.29%	BTPS	1,195	17%	1,020		2,350	-49%
EMTK	400	6.38%	#N/A	EMTK		-32.20%	EMTK	400	14%	350		805	-50%
PTMP	120	-0.83%	45	PTMP		-40.59%	PTMP	120	76%	68		338	-64%
BUKA	120	-2.44%	#N/A	BUKA		-44.44%	BUKA	120	5%	114		268	-55%

Sumber: Research Team Erdikha Elit Sekuritas

KETERANGAN

52W Low	:	Harga terendah selama 52 Minggu terakhir
52W High	:	Harga tertinggi selama 52 Minggu terakhir
YTD (%)	:	Kinerja harga saat ini dibandingkan dengan harga saham awal tahun
PER	:	PER saat ini dibawah 10 kali

IDX80 adalah Indeks yang mengukur kinerja harga dari 80 saham yang memiliki likuiditas tinggi dan kapitalisasi pasar besar serta didukung oleh fundamental perusahaan yang baik.

ECONOMIC CALENDAR



Monday May 06 2024				Actual	Previous	Consensus	Forecast
8:45 AM	CN	Caixin Services PMI APR		52.7	52.5	52.6	
8:45 AM	CN	Caixin Composite PMI APR		52.7		52.5	
11:00 AM	ID	GDP Growth Rate QoQ Q1		0.45%	-0.89%	-0.50%	
11:00 AM	ID	GDP Growth Rate YoY Q1		5.04%	5.00%	4.80%	
Tuesday May 07 2024				Actual	Previous	Consensus	Forecast
12:00 AM	US	Fed Williams Speech					
1:00 AM	US	Loan Officer Survey					
7:55 PM	US	Redbook YoY MAY/04		5.50%			
Wednesday May 08 2024				Actual	Previous	Consensus	Forecast
12:00 AM	US	3-Year Note Auction		4.55%			
2:00 AM	US	Consumer Credit Change MAR		\$14.12B	\$16.5B	\$17B	
3:30 AM	US	API Crude Oil Stock Change MAY/03		4.906M			
10:00 AM	ID	Foreign Exchange Reserves APR		\$140.4B		\$138.0B	
	US	LMI Logistics Managers Index APR		58.3			
	ID	Motorbike Sales YoY APRIL		-7.80%			
Thursday May 09 2024				Actual	Previous	Consensus	Forecast
12:00 AM	US	10-Year Note Auction		4.56%			
12:30 AM	US	Fed Cook Speech					
10:00 AM	CN	Balance of Trade APR		\$58.55B	\$75B	\$81.2B	
10:00 AM	CN	Exports YoY APR		-7.50%	1.00%	2.00%	
10:00 AM	CN	Imports YoY APR		-1.90%	6.00%	5.00%	
7:30 PM	US	Initial Jobless Claims MAY/04		208K	210K	211.0K	
7:30 PM	US	Continuing Jobless Claims APR/27		1774K		1895.0K	
7:30 PM	US	Jobless Claims 4-week Average MAY/04		210K		209.75K	
Friday May 10 2024				Actual	Previous	Consensus	Forecast
12:00 AM	US	30-Year Bond Auction		4.67%			
4:00 PM	CN	Current Account Prel Q1		\$56.2B		\$ 83B	
8:00 PM	US	Fed Bowman Speech					
9:00 PM	US	Michigan Consumer Sentiment Prel MAY		77.2	77	78	
9:00 PM	US	Michigan 5 Year Inflation Expectations Prel MAY		3.00%		3.00%	
9:00 PM	US	Michigan Consumer Expectations Prel MAY		76		77.3	
9:00 PM	US	Michigan Current Conditions Prel MAY		79		79.5	
9:00 PM	US	Michigan Inflation Expectations Prel MAY		3.20%		3.10%	
11:00 PM	US	WASDE Report					
11:45 PM	US	Fed Goolsbee Speech					
	CN	Vehicle Sales YoY APR		9.90%		13.00%	

CORPORATE ACTION



Tuesday, May 7, 2024

Cash Dividend

CMRY | TLDN | AMAG | MLPT | DRMA
[Ex]

Cash Dividend

MKTR | HRTA | KEJU | UNTR | CBUT
[Recording]

Cash Dividend

MCOL | TPMA | AUTO
[Cum]

IPO - DATA

[Listing]

Public Expose

PGJO | SFAN

RUPS

SKYB | DGNS | MTFN

DGNS - RUPSLB

Date :07/05/2024

Time :09:30

Venue: Auditorium RSU Bunda Lantai 8, Jalan Teuku Cik Ditiro No. 21, Menteng, Jakarta Pusat

NAYZ - Tender Offer

Company PT ASIA INTRAINVESTA

Volume 844,011,472 shares (0%) and Price Rp 21

Offering Date: 07/05/2024-06/06/2024

SKYB - RUPSLB

Date :07/05/2024

Time :14:00

Venue: Graha Mampang Jl. Mampang Prapatan Raya No. 100 Jakarta Selatan 12760

TPMA - Cash Dividend Rp 45

Cum Date: 07/05/2024

Ex Date: 08/05/2024

Recording Date: 13/05/2024

Payment Date: 28/05/2024

AUTO - Cash Dividend Rp 132

Cum Date: 07/05/2024

Ex Date: 08/05/2024

Recording Date: 13/05/2024

Payment Date: 22/05/2024

DATA - IPO

IPO Shares 275,000,000

Price Rp 188

Offering Date: 29/04/2024- 03/05/2024

Listing Date: 07/05/2024

MCOL - Cash Dividend Rp 430

Cum Date: 07/05/2024

Ex Date: 08/05/2024

Recording Date: 13/05/2024

Payment Date: 27/05/2024

MTFN - RUPST

Date :07/05/2024

Time :14:00

Venue:Jl. Kemang Utara A No 7,Rt 001/08

LQ 45 Performance

Top Gainer

PGEO 1,335 (9.8%)
EMTK 400 (6.3%)
BRIS 2,790 (6%)
CPIN 5,300 (6%)
INCO 4,290 (5.4%)

Top Volume

GOTO 69 (42.1 Mn Lot)
BBRI 4,790 (2.6 Mn Lot)
TLKM 3,050 (2.2 Mn Lot)
BMRI 6,275 (1.8 Mn Lot)
BUKA 120 (1.6 Mn Lot)

Top Frekuensi

BBRI 4,790 (50k x)
TLKM 3,050 (38k x)
GOTO 69 (32k x)
BMRI 6,275 (26k x)
BRIS 2,790 (20k x)

Top Loser

UNTR 22,400 (-6.4%)
TLKM 3,050 (-3.4%)
EXCL 2,410 (-2.8%)
MAPI 1,445 (-2.6%)
BUKA 120 (-2.4%)

Top Value

BBRI 4,790 (1259.1 IDR Bn)
BMRI 6,275 (1156.8 IDR Bn)
TLKM 3,050 (681.7 IDR Bn)
BBCA 9,800 (521.2 IDR Bn)
BBNI 4,810 (395.2 IDR Bn)

All Stock Performance

Top Gainer

LABA 102 (34.2%)
CASS 1,250 (25%)
LPKR 81 (24.6%)
SIPD 900 (22.4%)
MIRA 6 (20%)

Top Volume

GOTO 69 (42.1 Mn Lot)
ATLA 137 (16.4 Mn Lot)
TGUK 69 (4.7 Mn Lot)
BIPI 84 (4.7 Mn Lot)
BUMI 103 (4.4 Mn Lot)

Top Frekuensi

ATLA 137 (97k x)
BBRI 4,790 (50k x)
TLKM 3,050 (38k x)
WIFI 143 (38k x)
GOTO 69 (32k x)

Top Loser

TGUK 69 (-34.9%)
SURI 246 (-25%)
ANDI 6 (-14.2%)
BTEK 6 (-14.2%)
CNKO 6 (-14.2%)

Top Value

BBRI 4,790 (1259.1 IDR Bn)
BMRI 6,275 (1156.8 IDR Bn)
TLKM 3,050 (681.7 IDR Bn)
BBCA 9,800 (521.2 IDR Bn)
BBNI 4,810 (395.2 IDR Bn)

JAKARTA (Head Office)

Gedung Sucaco Lt 3
JL. Kebon Sirih Kav. 71
Jakarta Pusat – 10340
Telp : +622139836420

SEMARANG

JL. Sembodro No. 12A, Plomblokan
Kec. Semarang Utara, Kota Semarang
Jawa Tengah – 50171
WA : +6281808054623
Telp : +62243512068

SURABAYA

Ruko Galeri Bukit Indah
(Pakuwon Indah) RK03-001, Kel. Lontar
Kec. Sambikerep, Surabaya, Jawa Timur
WA : +62 856-7279-999
Telp : +623198700528

Telp : +62 21 3983 6420

Fax : +62 21 3983 6422

Email:

admin.aonline@erdikha.com

aof.elit@erdikha.com

Career: hrd@erdikha.com

Disclaimer :

The information contained herein has been compiled from sources that we believe to be reliable. No warranty (express or implied) is made to the accuracy or completeness of the information. All opinions and estimates included in this report constitute our judgment as of this date, without regards to its fairness, and are subject to change without notice. This document has been prepared for general information only, without regards to the specific objectives, financial situation and needs of any particular person who may receive it. No responsibility or liability whatsoever or howsoever arising is accepted in relation to the contents hereof by any company mentioned herein, or any their respective directors, officers or employees. This document is not an offer to sell or a solicitation to buy any securities. This firms and its affiliates and their officers and employees may have a position, make markets, act as principal or engage in transaction in securities or related investments of any company mentioned herein, may perform services for or solicit business from any company mentioned herein, and may have acted upon or used any of the recommendations herein before they have been provided to you. Available only to person having professional experience in matters relating to investments.